



Date: November 14, 2022

To,

Corporate Relationship Department

BSE Limited

Phiroze Jeejeebhoy Tower,

Dalal Street,

Mumbai – 400 001

Scrip Code: **526169**

Dear Sir/Madam,

Sub: Newspaper publication of Un-audited Financial Results for the quarter and half year ended September 30, 2022


Pursuant to Regulation 47 of Securities & Exchange Board of India (Listing Obligations and Disclosure Requirements) Regulations, 2015, please find enclosed copy of newspaper advertisement with respect to the Un-audited Financial Results of the Company for the quarter and half year ended September 30, 2022, published in Newspaper dated November 11, 2022

Kindly take the above on record and oblige.

Yours truly,

For **Multibase India Limited**

PARMY
SHAILESH
KAMANI

 Digitally signed by PARMY
SHAILESH KAMANI
Date: 2022.11.14 16:43:46
+05'30'

Parmy Kamani

Company Secretary & Compliance Officer

Encl.: As above


Multibase India limited

<div><div><div><div>K</div><div>KENNAMETAL</div></div></div><div><div>KENNAMETAL INDIA LIMITED</div><div>CIN : L27109KA1964PLC001546</div><div>Registered Office: 8/9th Mile, Tumkur Road, Bengaluru-560 073 Ph: +91 80 43281 444/215, Fax: +91 80 43281137</div><div>Email: in.investorrelation@kennametal.com, Website: www.kennametal.com/kennametalindia</div></div></div>									
EXTRACT OF THE STANDALONE & CONSOLIDATED UNAUDITED FINANCIAL RESULTS FOR THE QUARTER ENDED 30TH SEPTEMBER 2022									
(All amounts in ₹ millions, except per share data unless otherwise stated)									
Sl. No.	Particulars	Standalone				Consolidated			
		Quarter Ended		Year Ended		Quarter Ended		Year Ended	
		30.09.2022	30.06.2022	30.09.2021	30.06.2022	30.09.2022	30.06.2022	30.09.2021	30.06.2022
		(Un-audited)	(Audited)	(Un-audited)	(Audited)	(Un-audited)	(Audited)	(Un-audited)	(Audited)
1	Total income from operations	2,684	2,704	2,392	9,997	2,685	2,705	2,393	10,001
2	Net profit for the period (before tax, exceptional and/or extraordinary items)	390	383	378	1,530	391	382	378	1,526
3	Net profit for the period before tax (after exceptional and/or extraordinary items)	390	383	378	1,530	391	382	378	1,526
4	Net profit for the period after tax (after exceptional and/or extraordinary items)	314	283	283	1,145	315	281	283	1,141
5	Total comprehensive income for the period [comprising profit/(loss) for the period (after tax) and other comprehensive income (after tax)]	314	274	283	1,133	315	272	283	1,130
6	Paid-up equity share capital	220	220	220	220	220	220	220	220
7	Reserves	-	-	-	6,124	-	-	-	6,243
8	Earnings Per Share (EPS)	14.31	12.85	12.89	52.11	14.33	12.81	12.88	51.94
	Basic and Diluted (₹) (Face Value of ₹ 10 /- each)	14.31	12.85	12.89	52.11	14.33	12.81	12.88	51.94
Notes:									
1. In terms of Regulation 33 of SEBI (Listing Obligations and Disclosure Requirements) Regulations 2015, the aforesaid extract of unaudited financial results ("financial results") for the quarter ended September 30, 2022 of the Company have been reviewed by the Audit Committee and approved by the Board of Directors at their meeting held on November 10, 2022. The aforesaid financial results for the quarter ended September 30, 2022 have been reviewed by the statutory auditors of the Company.									
2. The above is an extract of the detailed format of Financial Results filed with the Stock Exchange under Regulation 33 of the SEBI (Listing Obligations and Disclosure Requirements) Regulations, 2015. The full format of the Financial Results are available on the Stock Exchange website (www.bseindia.com) and on the Company's website (www.kennametal.com/kennametalindia).									
For and on behalf of the Board of Directors									
Kennametal India Limited									
Sd/-									
Vijaykrishnan Venkatesan									
Managing Director									
DIN: 07901688									
Place: Bengaluru									
Date: 10th November 2022									

<div><div><div><div>M</div><div>MULTIBASE</div></div></div><div><div>MULTIBASE INDIA LIMITED</div><div>Regd. Off & Factory Site: 74/5-6, Daman Industrial Estate, Kadaiya Village, Nani Daman - 396 210 (Union Territory) • Phone: (0260) 6614400 • Fax : (0260) 2221578; • Website: www.multibaseindia.com</div><div>• E-mail: compliance.officer@multibaseindia.com • CIN: L01122DD1991PLC002959</div></div></div>							
STATEMENT OF UNAUDITED FINANCIAL RESULTS FOR THE QUARTER AND HALF YEAR ENDED SEPTEMBER 30, 2022							
(₹ in lakhs)							
Sr. No.	Particular	Quarter ended September 30, 2022 (Unaudited)	Quarter ended June 30, 2022 (Unaudited)	Quarter ended September 30, 2021 (Unaudited)	Half year ended September 30, 2022 (Unaudited)	Half year ended September 30, 2021 (Unaudited)	Year ended March 31, 2022 (Audited)
1	Total Income from Operations	1,898.26	1,819.97	1,494.11	3,718.23	2,986.38	6,248.39
2	Net Profit / (Loss) for the period (before Tax, Exceptional and/or Extraordinary items#)	216.64	182.97	178.21	399.61	370.53	862.78
3	Net Profit / (Loss) for the period before tax (after Exceptional and/or Extraordinary items#)	216.64	182.97	178.21	399.61	370.53	862.78
4	Net Profit / (Loss) for the period after tax (after Exceptional and/or Extraordinary items#)	158.00	137.09	132.44	295.09	276.35	633.93
5	Total Comprehensive Income (Comprising Profit/ (Loss) after tax and Other Comprehensive Income after tax)	157.51	136.60	132.77	294.12	277.02	631.98
6	Equity Share Capital (Face value of share : ₹10/-)	1,262.00	1,262.00	1,262.00	1,262.00	1,262.00	1,262.00
7	Other Equity	0.00	0.00	0.00	0.00	0.00	0.00
8	Earnings per equity share in ₹						
	(i) Basic:	1.25	1.09	1.05	2.34	2.19	5.02
	(ii) Diluted:	1.25	1.09	1.05	2.34	2.19	5.02
Notes:							
1. The above is an extract of the detailed format of Unaudited financial results filed with the Stock Exchanges under Regulation 33 of SEBI (Listing Obligations and Disclosure Requirements) Regulation, 2015. The full format of the financial results for the quarter and half year ended September 30, 2022 are available on the Stock Exchange Website (www.bseindia.com) and on Company's website (www.multibaseindia.com)							
On behalf of Board							
sd/-							
Deepak Dhanak							
(Managing Director)							
DIN: 03157491							
Place: Mumbai							
Date: November 10, 2022							

<div><div><div><div>F</div><div>FINE ORGANIC INDUSTRIES LIMITED</div></div></div><div><div>Reg Off: Fine House, Anandji street, off M G Road, Ghatkopar (East), Mumbai - 400 077. CIN: L24119MH2002PLC136003</div><div>Email: info@fineorganics.com; Web: www.fineorganics.com, Tel.: +91 (022) 21025000, Fax: +91 (022) 21028899</div></div></div>						
Extract of Standalone and Consolidated Results for the Quarter and Six months period ended 30 th September, 2022						
(₹ in Lakhs)						
Sr. No.	Particulars	Standalone			Consolidated	
		Quarter ended 30 th Sept. 2022 (Unaudited)	Six months ended 30 th Sept. 2022 (Unaudited)	Quarter ended 30 th Sept. 2021 (Unaudited)	Quarter ended 30 th Sept. 2022 (Unaudited)	Six months ended 30 th Sept. 2021 (Unaudited)
1	Total Income from Operations	82,809.41	1,58,067.57	42,955.14	91,916.90	1,66,690.55
2	Net Profit / (Loss) for the period (before Tax, Exceptional and/or Extraordinary items)	22,032.02	43,023.71	6,809.43	26,036.93	47,908.93
3	Net Profit / (Loss) for the period before Tax (after Exceptional and/or Extraordinary items)	22,032.02	43,023.71	6,809.43	26,036.93	47,908.93
4	Net Profit / (Loss) for the period after Tax (after Exceptional and/or Extraordinary items)	16,399.61	32,127.27	4,996.63	20,262.82	36,242.65
5	Total Comprehensive Income for the period [Comprising Profit / (Loss) for the period (after Tax) and Other Comprehensive Income (after Tax)]	16,442.24	32,173.37	5,004.09	20,305.45	36,288.75
6	Paid up Equity Share Capital (face value ₹ 5 each)	1,533.00	1,533.00	1,533.00	1,533.00	1,533.00
7	Earnings per equity share (face value of ₹ 5 each) for continuing and discontinued operations					
	1. Basic: ₹ (not annualised)	53.49	104.79	16.30	66.09	118.21
	2. Diluted: ₹ (not annualised)	53.49	104.79	16.30	66.09	118.21
Notes:						
a. The above results have been reviewed by Audit Committee and approved by the Board of Directors in its meeting held on 10 th November 2022.						
b. The above is an extract of the detailed format of Statement of Standalone and consolidated unaudited Financial Results filed with the Stock Exchanges under Regulation 33 of the SEBI (Listing Obligations and disclosure Requirements) Regulations, 2015. The detailed Financial Results and this extract were reviewed by the Audit Committee and approved by the Board of Directors of the Company at the meeting held on 10 th November 2022. The full format of the Statement of Standalone and consolidated unaudited Financial Results are available on the Company's website (www.fineorganics.com) and on the websites of National Stock exchange of India Limited (www.nseindia.com), BSE Limited (www.bseindia.com).						
For and on behalf of the Board of Directors						
(Mukesh Shah)						
Chairman and Managing Director						
DIN : 00106799						
Place : Mumbai						
Date : 10 th November, 2022						

<div><div><div><div>X</div><div>XCHANGING SOLUTIONS LIMITED</div></div></div><div><div>Registered Office : Kalyani Tech Park - Survey No 1, 6 & 24 Kundanhalli Village, K R Puram Hobli, Bengaluru – 560 066, Karnataka, India</div><div>CIN: L72200KA2002PLC030072</div><div>Tel.: +91 80 4364 0000</div><div>Email: compliance@xchanging.com Website: www.dxc.com</div></div></div>						
Extract of unaudited consolidated financial results for the quarter and six months ended 30/09/2022						
(Rs. in lakhs except for per share data)						
Particulars	Quarter ended 30/09/2022	Quarter ended 30/06/2022	Corresponding quarter ended 30/09/2021	For the six Months ended 30/09/2022	For the six Months ended 30/09/2021	Year ended 31/03/2022
	(Unaudited)	(Unaudited)	(Unaudited)	(Unaudited)	(Unaudited)	(Audited)
Total income from operations	4,653	4,581	4,391	9,234	9,075	18,284
Net Profit for the period before tax	1,659	1,653	1,462	3,312	2,918	6,087
Net Profit for the period after tax	1,200	1,496	1,881	2,696	2,943	5,257
Total Comprehensive Income (After tax) for the period	1,610	2,183	1,749	3,793	3,116	5,776
Paid up equity share capital (Face value per share Rs 10/-, fully paid)	11,140	11,140	11,140	11,140	11,140	11,140
Other Equity (excluding Revaluation Reserve)	-	-	-	53,998	47,545	50,205
Earnings per Equity Share (Face value of Rs. 10 each) (not annualised for the quarters)						
Basic- In Rs.	1.08	1.34	1.69	2.42	2.64	4.72
Diluted- In Rs.	1.08	1.34	1.69	2.42	2.64	4.72
Key numbers of Standalone Financial Results						
(Rs. in lakhs)						
Particulars	Quarter ended 30/09/2022	Quarter ended 30/06/2022	Corresponding quarter ended 30/09/2021	For the six Months ended 30/09/2022	For the six Months ended 30/09/2021	Year ended 31/03/2022
	(Unaudited)	(Unaudited)	(Unaudited)	(Unaudited)	(Unaudited)	(Audited)
Total income from operations	1,255	1,192	1,300	2,447	2,481	5,218
Net Profit for the period before tax	573	506	609	1,079	1,050	2,281
Net Profit for the period after tax	371	629	1,129	1,000	1,407	2,219
Total Comprehensive Income (After tax) for the period	371	639	1,128	1,010	1,391	2,199
Notes:						
1. The above is an extract of the detailed format of Quarterly Financial Results filed with the Stock Exchanges under Regulation 33 of the SEBI (Listing Obligations and Disclosure Requirements) Regulations, 2015. The full format of the Quarterly Financial Results are available on the Stock Exchange websites, www.nseindia.com and www.bseindia.com and on the Company's website www.dxc.com/in/en/about-us/xchanging-solutions-limited-investor-relations .						
By Order of the Board of Directors						
Nachiket Vibhakar Sukhtankar						
Managing Director and Chief Executive Officer						
DIN: 08778377						
Place: Mumbai						
Date : November 10, 2022						



VOLTAMP
VADODARA
THE POWER OF INDUSTRY

VOLTAMP TRANSFORMERS LIMITED

CIN : L31100GJ1967PLC001437

Registered Office : Makarpura, Vadodara - 390014, Gujarat, India.

Email : voltamp@voltamptransformers.com Website: www.voltamptransformers.com

Phone : +91 265 2642011/12, 3041403/480

EXTRACT OF STATEMENT OF UNAUDITED FINANCIAL RESULTS FOR THE QUARTER & HALF YEAR ENDED 30th SEPTEMBER, 2022

(Rs.in Lakhs)

Sr. No.	Particulars	Quarter Ended 30/09/2022 (Unaudited)	Half Year Ended 30/09/2022 (Unaudited)	Quarter Ended 30/09/2021 (Unaudited)	Year Ended 31/03/2022 (Audited)
1	Total income from operations (net)	31763.14	58777.63	26319.98	112720.90
2	Net Profit / (Loss) for the period (before Tax, Exceptional and/or Extraordinary items)	5967.82	9310.73	4334.98	17320.72
3	Net Profit / (Loss) for the period before Tax (after Exceptional and/or Extraordinary items)	5967.82	9310.73	4334.98	17320.72
4	Net Profit / (Loss) for the period after tax (after Exceptional and/or Extraordinary items)	4593.51	7261.78	3507.77	13283.79
5	Total Comprehensive Income for the period [Comprising Profit for the period (after tax) and other Comprehensive Income (after tax)]	4606.14	7284.94	3482.14	13328.38
6	Paid up Equity Share Capital (face value of Rs. 10 each)	1011.71	1011.71	1011.71	1011.71
7	Reserves (excluding Revaluation Reserve)				93202.88
8	Earnings Per Share (not annualised)				
	Basic:	45.40	71.78	34.67	131.30
	Diluted:	45.40	71.78	34.67	131.30


Notes:

- 1) The above unaudited results for quarter and half year ended 30th September 2022 have been reviewed by the Audit Committee and approved by the Board of Directors at their respective meeting held on Thursday, 10th November, 2022.
- 2) The above is an extract of the detailed format of quarter and half year ended 30th September 2022 Financial Results filed with the Stock Exchanges under Regulation 33 of the SEBI (Listing and Other Disclosure Requirements) Regulations, 2015. The full format of the Quarterly / Half yearly Financial Results are available on the Company's website at www.voltamptransformers.com and on the website of the Stock Exchanges at www.bseindia.com and www.nseindia.com.


For and on behalf of Board of Directors
FOR VOLTAMP TRANSFORMERS LIMITED
KUNJAL. L. PATEL
VICE CHAIRMAN & MANAGING DIRECTOR


Place : Vadodara

Date : 10th November, 2022


KENNAMETAL INDIA LIMITED									
<div>  <div> <div>CIN : L27109KA1964PLC001546</div> <div>Registered Office: 8/9th Mile, Tumkur Road, Bengaluru-560 073 Ph: +91 80 43281 444/215, Fax: +91 80 43281137</div> <div>Email: in.investorrelation@kennametal.com, Website: www.kennametal.com/kennametalindia</div> </div> </div>									
EXTRACT OF THE STANDALONE & CONSOLIDATED UNAUDITED FINANCIAL RESULTS FOR THE QUARTER ENDED 30TH SEPTEMBER 2022									
(All amounts in ₹ millions, except per share data unless otherwise stated)									
Sl. No.	Particulars	Standalone				Consolidated			
		Quarter Ended		Year Ended		Quarter Ended		Year Ended	
		30.09.2022	30.06.2022	30.09.2021	30.06.2022	30.09.2022	30.06.2022	30.09.2021	30.06.2022
		(Un-audited)	(Audited)	(Un-audited)	(Audited)	(Un-audited)	(Audited)	(Un-audited)	(Audited)
1	Total income from operations	2,684	2,704	2,392	9,997	2,685	2,705	2,393	10,001
2	Net profit for the period (before tax, exceptional and/or extraordinary items)	390	383	378	1,530	391	382	378	1,526
3	Net profit for the period before tax (after exceptional and/or extraordinary items)	390	383	378	1,530	391	382	378	1,526
4	Net profit for the period after tax (after exceptional and/or extraordinary items)	314	283	283	1,145	315	281	283	1,141
5	Total comprehensive income for the period [comprising profit/(loss) for the period (after tax) and other comprehensive income (after tax)]	314	274	283	1,133	315	272	283	1,130
6	Paid-up equity share capital	220	220	220	220	220	220	220	220
7	Reserves	-	-	-	6,124	-	-	-	6,243
8	Earnings Per Share (EPS)	14.31	12.85	12.89	52.11	14.33	12.81	12.88	51.94
	Basic and Diluted (₹) (Face Value of ₹ 10/- each)	14.31	12.85	12.89	52.11	14.33	12.81	12.88	51.94
Notes: 1. In terms of Regulation 33 of SEBI (Listing Obligations and Disclosure Requirements) Regulations 2015, the aforesaid extract of unaudited financial results ("financial results") for the quarter ended September 30, 2022 of the Company have been reviewed by the Audit Committee and approved by the Board of Directors at their meeting held on November 10, 2022. The aforesaid financial results for the quarter ended September 30, 2022 have been reviewed by the statutory auditors of the Company. 2. The above is an extract of the detailed format of Financial Results filed with the Stock Exchange under Regulation 33 of the SEBI (Listing Obligations and Disclosure Requirements) Regulations, 2015. The full format of the Financial Results are available on the Stock Exchange website (www.bseindia.com) and on the Company's website (www.kennametal.com/kennametalindia).									
<div> <div>For and on behalf of the Board of Directors</div> <div>Kennametal India Limited</div> <div>Sd/-</div> <div>Vijaykrishnan Venkatesan</div> <div>Managing Director</div> <div>DIN: 07901688</div> </div>									
<div> <div>Place: Bengaluru</div> <div>Date: 10th November 2022</div> </div>									

Xchanging Solutions Limited						
<div> <div>Registered Office : Kalyani Tech Park - Survey No 1, 6 & 24 Kundanhalli Village, K R Puram Hobli, Bengaluru – 560 066, Karnataka, India</div> <div>CIN: L72200KA2002PLC030072</div> <div>Tel.: +91 80 4364 0000</div> <div>Email: compliance@xchanging.com Website: www.dxc.com</div> </div>						
<div> <div>Extract of unaudited consolidated financial results for the quarter and six months ended 30/09/2022</div> <div>(Rs. in lakhs except for per share data)</div> </div>						
Particulars	Quarter ended 30/09/2022	Quarter ended 30/06/2022	Corresponding quarter ended 30/09/2021	For the six Months ended 30/09/2022	For the six Months ended 30/09/2021	Year ended 31/03/2022
	(Unaudited)	(Unaudited)	(Unaudited)	(Unaudited)	(Unaudited)	(Audited)
	(Unaudited)	(Unaudited)	(Unaudited)	(Unaudited)	(Unaudited)	(Audited)
Total income from operations	4,653	4,581	4,391	9,234	9,075	18,284
Net Profit for the period before tax	1,659	1,653	1,462	3,312	2,918	6,087
Net Profit for the period after tax	1,200	1,496	1,881	2,696	2,943	5,257
Total Comprehensive Income (After tax) for the period	1,610	2,183	1,749	3,793	3,116	5,776
Paid up equity share capital (Face value per share Rs.10/-, fully paid)	11,140	11,140	11,140	11,140	11,140	11,140
Other Equity (excluding Revaluation Reserve)	-	-	-	53,998	47,545	50,205
Earnings per Equity Share (Face value of Rs.10 each) (not annualised for the quarters)						
Basic- In Rs.	1.08	1.34	1.69	2.42	2.64	4.72
Diluted- In Rs.	1.08	1.34	1.69	2.42	2.64	4.72
Key numbers of Standalone Financial Results (Rs. in lakhs)						
Particulars	Quarter ended 30/09/2022	Quarter ended 30/06/2022	Corresponding quarter ended 30/09/2021	For the six Months ended 30/09/2022	For the six Months ended 30/09/2021	Year ended 31/03/2022
	(Unaudited)	(Unaudited)	(Unaudited)	(Unaudited)	(Unaudited)	(Audited)
	(Unaudited)	(Unaudited)	(Unaudited)	(Unaudited)	(Unaudited)	(Audited)
Total income from operations	1,255	1,192	1,300	2,447	2,481	5,218
Net Profit for the period before tax	573	506	609	1,079	1,050	2,281
Net Profit for the period after tax	371	629	1,129	1,000	1,407	2,219
Total Comprehensive Income (After tax) for the period	371	639	1,128	1,010	1,391	2,199
Notes: 1. The above is an extract of the detailed format of Quarterly Financial Results filed with the Stock Exchanges under Regulation 33 of the SEBI (Listing Obligations and Disclosure Requirements) Regulations, 2015. The full format of the Quarterly Financial Results are available on the Stock Exchange websites, www.nseindia.com and www.bseindia.com and on the Company's website www.dxc.com/in/en/about-us/xchanging-solutions-limited-investor-relations .						
<div> <div>By Order of the Board of Directors</div> <div>Nachiket Vibhakar Sukhtankar</div> <div>Managing Director and Chief Executive Officer</div> <div>DIN: 08778377</div> </div>						
<div> <div>Place: Mumbai</div> <div>Date : November 10, 2022</div> </div>						

VOLTAMP TRANSFORMERS LIMITED					
<div> <div>  <div> <div>CIN : L31100GJ1967PLC001437</div> <div>Registered Office : Makarpura, Vadodara - 390014, Gujarat, India.</div> <div>Email : voltamp@voltamptransformers.com Website: www.voltamptransformers.com</div> <div>Phone : +91 265 2642011/12, 3041403/480</div> </div> </div> </div>					
EXTRACT OF STATEMENT OF UNAUDITED FINANCIAL RESULTS FOR THE QUARTER & HALF YEAR ENDED 30 th SEPTEMBER, 2022					
(Rs.in Lakhs)					
Sr. No.	Particulars	Quarter Ended 30/09/2022 (Unaudited)	Half Year Ended 30/09/2022 (Unaudited)	Quarter Ended 30/09/2021 (Unaudited)	Year Ended 31/03/2022 (Audited)
1	Total income from operations (net)	31763.14	58777.63	26319.98	112720.90
2	Net Profit / (Loss) for the period (before Tax, Exceptional and/or Extraordinary items)	5967.82	9310.73	4334.98	17320.72
3	Net Profit / (Loss) for the period before Tax (after Exceptional and/or Extraordinary items)	5967.82	9310.73	4334.98	17320.72
4	Net Profit / (Loss) for the period after tax (after Exceptional and/or Extraordinary items)	4593.51	7261.78	3507.77	13283.79
5	Total Comprehensive Income for the period [Comprising Profit for the period (after tax) and other Comprehensive Income (after tax)]	4606.14	7284.94	3482.14	13328.38
6	Paid up Equity Share Capital (face value of Rs. 10 each)	1011.71	1011.71	1011.71	1011.71
7	Reserves (excluding Revaluation Reserve)				93202.88
8	Earnings Per Share (not annualised)				
	Basic:	45.40	71.78	34.67	131.30
	Diluted:	45.40	71.78	34.67	131.30
Notes: 1) The above unaudited results for quarter and half year ended 30 th September 2022 have been reviewed by the Audit Committee and approved by the Board of Directors at their respective meeting held on Thursday, 10 th November, 2022. 2) The above is an extract of the detailed format of quarter and half year ended 30 th September 2022 Financial Results filed with the Stock Exchanges under Regulation 33 of the SEBI (Listing and Other Disclosure Requirements) Regulations, 2015. The full format of the Quarterly / Half yearly Financial Results are available on the Company's website at www.voltamptransformers.com and on the website of the Stock Exchanges at www.bseindia.com and www.nseindia.com .					
<div> <div>For and on behalf of Board of Directors</div> <div>FOR VOLTAMP TRANSFORMERS LIMITED</div> <div>KUNJAL. L. PATEL</div> <div>VICE CHAIRMAN & MANAGING DIRECTOR</div> </div>					
<div> <div>Place : Vadodara</div> <div>Date : 10th November, 2022</div> </div>					

MULTIBASE INDIA LIMITED							
<div> <div>  <div> <div>Regd. Off & Factory Site: 74/5-6, Daman Industrial Estate, Kadaiya Village, Nani Daman - 396 210 (Union Territory) • Phone: (0260) 6614400 • Fax : (0260) 2221578; • Website: www.multibaseindia.com</div> <div>• E-mail: compliance.officer@multibaseindia.com • CIN: L01122DD1991PLC002959</div> </div> </div> </div>							
STATEMENT OF UNAUDITED FINANCIAL RESULTS FOR THE QUARTER AND HALF YEAR ENDED SEPTEMBER 30, 2022							
(₹ in lakhs)							
Sr. No.	Particular	Quarter ended September 30, 2022 (Unaudited)	Quarter ended June 30, 2022 (Unaudited)	Quarter ended September 30, 2021 (Unaudited)	Half year ended September 30, 2022 (Unaudited)	Half year ended September 30, 2021 (Unaudited)	Year ended March 31, 2022 (Audited)
1	Total Income from Operations	1,898.26	1,819.97	1,494.11	3,718.23	2,986.38	6,248.39
2	Net Profit / (Loss) for the period (before Tax, Exceptional and/or Extraordinary items#)	216.64	182.97	178.21	399.61	370.53	862.78
3	Net Profit / (Loss) for the period before tax (after Exceptional and/or Extraordinary items#)	216.64	182.97	178.21	399.61	370.53	862.78
4	Net Profit / (Loss) for the period after tax (after Exceptional and/or Extraordinary items#)	158.00	137.09	132.44	295.09	276.35	633.93
5	Total Comprehensive Income (Comprising Profit/ (Loss) after tax and Other Comprehensive Income after tax)	157.51	136.60	132.77	294.12	277.02	631.98
6	Equity Share Capital (Face value of share : ₹10/-)	1,262.00	1,262.00	1,262.00	1,262.00	1,262.00	1,262.00
7	Other Equity	0.00	0.00	0.00	0.00	0.00	0.00
8	Earnings per equity share in ₹						
	(i) Basic:	1.25	1.09	1.05	2.34	2.19	5.02
	(ii) Diluted:	1.25	1.09	1.05	2.34	2.19	5.02
Notes: 1. The above is an extract of the detailed format of Unaudited financial results filed with the Stock Exchanges under Regulation 33 of SEBI (Listing Obligations and Disclosure Requirements) Regulation, 2015. The full format of the financial results for the quarter and half year ended September 30, 2022 are available on the Stock Exchange Website (www.bseindia.com) and on Company's website (www.multibaseindia.com)							
<div> <div>On behalf of Board</div> <div>Sd/-</div> <div>Deepak Dhanak</div> <div>(Managing Director)</div> <div>DIN: 03157491</div> </div>							
<div> <div>Place: Mumbai</div> <div>Date: November 10, 2022</div> </div>							

FINE ORGANIC INDUSTRIES LIMITED						
<div> <div>Reg Off: Fine House, Anandji street, off M G Road, Ghatkopar (East), Mumbai - 400 077. CIN: L24119MH2002PLC136003</div> <div>Email: info@fineorganics.com Web: www.fineorganics.com Tel.: +91 (022) 21025000, Fax: +91 (022) 21028999</div> </div>						
Extract of Standalone and Consolidated Results for the Quarter and Six months period ended 30 th September, 2022						
(₹ in Lakhs)						
Sr. No.	Particulars	Standalone			Consolidated	
		Quarter ended 30 th Sept. 2022 (Unaudited)	Six months ended 30 th Sept. 2022 (Unaudited)	Quarter ended 30 th Sept. 2021 (Unaudited)	Quarter ended 30 th Sept. 2022 (Unaudited)	Six months ended 30 th Sept. 2022 (Unaudited)
		(Unaudited)	(Unaudited)	(Unaudited)	(Unaudited)	(Unaudited)
1	Total Income from Operations	82,809.41	1,58,067.57	42,955.14	91,916.90	1,66,690.55
2	Net Profit / (Loss) for the period (before Tax, Exceptional and/or Extraordinary items)	22,032.02	43,023.71	6,809.43	26,036.93	47,908.93
3	Net Profit / (Loss) for the period before Tax (after Exceptional and/or Extraordinary items)	22,032.02	43,023.71	6,809.43	26,036.93	47,908.93
4	Net Profit / (Loss) for the period after Tax (after Exceptional and/or Extraordinary items)	16,399.61	32,127.27	4,996.63	20,262.82	36,242.65
5	Total Comprehensive Income for the period [Comprising Profit / (Loss) for the period (after Tax) and Other Comprehensive Income (after Tax)]	16,442.24	32,173.37	5,004.09	20,305.45	36,288.75
6	Paid up Equity Share Capital (face value ₹ 5 each)	1,533.00	1,533.00	1,533.00	1,533.00	1,533.00
7	Earnings per equity share (face value of ₹ 5 each) for continuing and discontinued operations					
	1. Basic: ₹ (not annualised)	53.49	104.79	16.30	66.09	118.21
	2. Diluted: ₹ (not annualised)	53.49	104.79	16.30	66.09	118.21
Notes: a. The above results have been reviewed by Audit Committee and approved by the Board of Directors in its meeting held on 10 th November 2022 . b. The above is an extract of the detailed format of Statement of Standalone and consolidated unaudited Financial Results filed with the Stock Exchanges under Regulation 33 of the SEBI (Listing Obligations and disclosure Requirements) Regulations, 2015. The detailed Financial Results and this extract were reviewed by the Audit Committee and approved by the Board of Directors of the Company at the meeting held on 10 th November 2022. The full format of the Statement of Standalone and consolidated unaudited Financial Results are available on the Company's website (www.fineorganics.com) and on the websites of National Stock exchange of India Limited (www.nseindia.com), BSE Limited (www.bseindia.com).						
<div> <div>For and on behalf of the Board of Directors</div> <div>(Mukesh Shah)</div> <div>Chairman and Managing Director</div> <div>DIN : 00106799</div> </div>						
<div> <div>Place : Mumbai</div> <div>Date : 10th November, 2022</div> </div>						


CyberMedia

CYBER MEDIA (INDIA) LIMITED

CIN : L92114DL1982PLC014334

Registered Office: D-74, Panchsheel Enclave, New Delhi - 110 017, Tel. 011-26491320

Corporate Office: Cyber House, B-35, Sector-32, Gurugram, Haryana - 122 001, Tel. 0124-4822222

Website: www.cybermedia.co.in; Email: investorcare@cybermedia.co.in

Unaudited Consolidated Financial Results for the Quarter & Half Year Ended 30th September 2022

(Rupees in Lakhs)

Sl. No	Particulars	Quarter Ended			Half Year Ended		Year Ended
		Sep-22 (Unaudited)	Jun-22 (Unaudited)	Sep-21 (Unaudited)	Sep-22 (Unaudited)	Sep-21 (Unaudited)	Mar-22 (Audited)
1	Total income from operations (net)	1,885.95	1,703.99	1,390.51	3,589.94	2,700.84	7,156.88
2	Net profit/(loss) for the period before tax and exceptional items	90.10	77.59	28.90	167.69	43.85	223.23
3	Net profit/(loss) for the period before tax and after exceptional items	90.10	77.59	28.90	167.69	43.85	223.23
4	Net profit/(loss) for the period after tax	62.53	54.34	28.90	116.87	43.85	151.91
5	Total comprehensive income for the period	57.53	53.34	28.90	110.87	43.85	131.19
6	Paid-up equity share capital	1,566.72	1,566.72	1,566.72	1,566.72	1,566.72	1,566.72
7	Other Equity	-	-	-	-	-	2,611.44
8	Earnings per share (Face value per share Rs.10/-each)						
	a) Basic (Rs. per share)	0.37	0.34	0.18	0.85	0.28	0.84
	b) Diluted (Rs. per share)	0.37	0.34	0.18	0.85	0.28	0.84

Notes:

1 The above consolidated financial results were reviewed by the Audit Committee at the meeting held on November 3, 2022 and approved and taken on record by the Board of Directors at the meeting held on November 10, 2022

2 Standalone Information:

Particulars	Quarter Ended			Half Year Ended		Year Ended
	Sep-22 (Unaudited)	Jun-22 (Unaudited)	Sep-21 (Unaudited)	Sep-22 (Unaudited)	Sep-21 (Unaudited)	Mar-22 (Audited)
Total Revenue	543.79	343.43	368.79	887.22	701.04	1,459.03
Profit before tax	22.08	28.39	1.71	50.48	(11.13)	6.08
Profit after tax	22.08	28.39	1.71	50.48	(11.13)	6.08
Other comprehensive income (OCI)	-	-	-	-	-	(14.13)
Total comprehensive income (Net of tax)	22.08	28.39	1.71	50.48	(11.13)	(8.05)

3 The above is an extract of the detailed format of financial results filed with the Stock Exchanges under Regulation 33 of the SEBI (Listing Obligations and Disclosure Requirements) Regulations, 2015. The full format of the standalone and consolidated financial results are available on stock exchanges' website and on Company's website.

4 Figures for the previous corresponding periods have been regrouped, wherever considered necessary.

By Order of the Board of

Cyber Media (India) Limited

Sd/-


Pradeep Gupta


Chairman and Managing Director


DIN 00007520


Place: New Delhi


Date: November 10, 2022





























**KENNAMETAL INDIA LIMITED**

CIN : L27109KA1964PLC001546

Registered Office: 8/9th Mile, Tumkur Road, Bengaluru-560 073 Ph: +91 80 43281 444/215, Fax: +91 80 43281137
Email: in.investorrelation@kennametal.com, Website: www.kennametal.com/kennametalindia**EXTRACT OF THE STANDALONE & CONSOLIDATED UNAUDITED FINANCIAL RESULTS FOR THE QUARTER ENDED 30TH SEPTEMBER 2022**

(All amounts in ₹ millions, except per share data unless otherwise stated)

Sl. No.	Particulars	Standalone				Consolidated			
		Quarter Ended		Year Ended		Quarter Ended		Year Ended	
		30.09.2022	30.06.2022	30.09.2021	30.06.2022	30.09.2022	30.06.2022	30.09.2021	30.06.2022
		(Un-audited)	(Audited)	(Un-audited)	(Audited)	(Un-audited)	(Audited)	(Un-audited)	(Audited)
1	Total income from operations	2,684	2,704	2,392	9,997	2,685	2,705	2,393	10,001
2	Net profit for the period (before tax, exceptional and/or extraordinary items)	390	383	378	1,530	391	382	378	1,526
3	Net profit for the period before tax (after exceptional and/or extraordinary items)	390	383	378	1,530	391	382	378	1,526
4	Net profit for the period after tax (after exceptional and/or extraordinary items)	314	283	283	1,145	315	281	283	1,141
5	Total comprehensive income for the period (comprising profit/(loss) for the period (after tax) and other comprehensive income (after tax))	314	274	283	1,133	315	272	283	1,130
6	Paid-up equity share capital	220	220	220	220	220	220	220	220
7	Reserves	-	-	-	6,124	-	-	-	6,243
8	Earnings Per Share (EPS)	14.31	12.85	12.89	52.11	14.33	12.81	12.88	51.94
	Basic and Diluted (₹) (Face Value of ₹ 10/- each)	14.31	12.85	12.89	52.11	14.33	12.81	12.88	51.94

Notes:

- In terms of Regulation 33 of SEBI (Listing Obligations and Disclosure Requirements) Regulations 2015, the aforesaid extract of unaudited financial results ("financial results") for the quarter ended September 30, 2022 of the Company have been reviewed by the Audit Committee and approved by the Board of Directors at their meeting held on November 10, 2022. The aforesaid financial results for the quarter ended September 30, 2022 have been reviewed by the statutory auditors of the Company.
- The above is an extract of the detailed format of Financial Results filed with the Stock Exchange under Regulation 33 of the SEBI (Listing Obligations and Disclosure Requirements) Regulations, 2015. The full format of the Financial Results are available on the Stock Exchange website (www.bseindia.com) and on the Company's website (www.kennametal.com/kennametalindia).

For and on behalf of the Board of Directors

Kennametal India Limited

Sd/-

Vijaykrishnan Venkatesan

Managing Director

DIN: 07901688

Place: Bengaluru

Date: 10th November 2022

Xchanging Solutions LimitedRegistered Office : Kalyani Tech Park - Survey No 1, 6 & 24
Kundanhalli Village, K R Puram Hobli, Bengaluru - 560 066, Karnataka, India
CIN: L72200KA2002PLC030072
Tel.: +91 80 4364 0000

Email: compliance@xchanging.com Website: www.dxc.com

**Extract of unaudited consolidated financial results for the quarter and six months ended 30/09/2022**

(Rs. in lakhs except for per share data)

Particulars	Quarter ended 30/09/2022	Quarter ended 30/06/2022	Corresponding quarter ended 30/09/2021	For the six Months ended 30/09/2022	For the six Months ended 30/09/2021	Year ended 31/03/2022
	(Unaudited)	(Unaudited)	(Unaudited)	(Unaudited)	(Unaudited)	(Audited)
Total income from operations	4,653	4,581	4,391	9,234	9,075	18,284
Net Profit for the period before tax	1,659	1,653	1,462	3,312	2,918	6,087
Net Profit for the period after tax	1,200	1,496	1,881	2,696	2,943	5,257
Total Comprehensive Income (After tax) for the period	1,610	2,183	1,749	3,793	3,116	5,776
Paid up equity share capital (Face value per share Rs 10/-, fully paid)	11,140	11,140	11,140	11,140	11,140	11,140
Other Equity (excluding Revaluation Reserve)	-	-	-	53,998	47,545	50,205
Earnings per Equity Share (Face value of Rs.10 each) (not annualised for the quarters)						
Basic- In Rs.	1.08	1.34	1.69	2.42	2.64	4.72
Diluted- In Rs.	1.08	1.34	1.69	2.42	2.64	4.72

Key numbers of Standalone Financial Results

(Rs. in lakhs)

Particulars	Quarter ended 30/09/2022	Quarter ended 30/06/2022	Corresponding quarter ended 30/09/2021	For the six Months ended 30/09/2022	For the six Months ended 30/09/2021	Year ended 31/03/2022
	(Unaudited)	(Unaudited)	(Unaudited)	(Unaudited)	(Unaudited)	(Audited)
Total income from operations	1,255	1,192	1,300	2,447	2,481	5,218
Net Profit for the period before tax	573	506	609	1,079	1,050	2,281
Net Profit for the period after tax	371	629	1,129	1,000	1,407	2,219
Total Comprehensive Income (After tax) for the period	371	639	1,128	1,010	1,391	2,199

Notes:

- The above is an extract of the detailed format of Quarterly Financial Results filed with the Stock Exchanges under Regulation 33 of the SEBI (Listing Obligations and Disclosure Requirements) Regulations, 2015. The full format of the Quarterly Financial Results are available on the Stock Exchange websites, www.nseindia.com and www.bseindia.com and on the Company's website www.dxc.com/in/en/about-us/xchanging-solutions-limited-investor-relations.

By Order of the Board of Directors

Nachiket Vibhakar Sukhtankar
Managing Director and Chief Executive Officer
DIN: 08778377

Place: Mumbai

Date : November 10, 2022

**VOLTAMP TRANSFORMERS LIMITED**

CIN : L31100GJ1967PLC001437

Registered Office : Makarpura, Vadodara - 390014, Gujarat, India.

Email : voltamp@voltamptransformers.com Website: www.voltamptransformers.com

Phone : +91 265 2642011/12, 3041403/480

EXTRACT OF STATEMENT OF UNAUDITED FINANCIAL RESULTS FOR THE QUARTER & HALF YEAR ENDED 30th SEPTEMBER, 2022

(Rs.in Lakhs)

Sr. No.	Particulars	Quarter Ended 30/09/2022 (Unaudited)	Half Year Ended 30/09/2022 (Unaudited)	Quarter Ended 30/09/2021 (Unaudited)	Year Ended 31/03/2022 (Audited)
1	Total income from operations (net)	31763.14	58777.63	26319.98	112720.90
2	Net Profit / (Loss) for the period (before Tax, Exceptional and/or Extraordinary items)	5967.82	9310.73	4334.98	17320.72
3	Net Profit / (Loss) for the period before Tax (after Exceptional and/or Extraordinary items)	5967.82	9310.73	4334.98	17320.72
4	Net Profit / (Loss) for the period after tax (after Exceptional and/or Extraordinary items)	4593.51	7261.78	3507.77	13283.79
5	Total Comprehensive Income for the period [Comprising Profit for the period (after tax) and other Comprehensive Income (after tax)]	4606.14	7284.94	3482.14	13328.38
6	Paid up Equity Share Capital (face value of Rs. 10 each)	1011.71	1011.71	1011.71	1011.71
7	Reserves (excluding Revaluation Reserve)				93202.88
8	Earnings Per Share (not annualised)				
	Basic:	45.40	71.78	34.67	131.30
	Diluted:	45.40	71.78	34.67	131.30

Notes:

- The above unaudited results for quarter and half year ended 30th September 2022 have been reviewed by the Audit Committee and approved by the Board of Directors at their respective meeting held on Thursday, 10th November, 2022.
- The above is an extract of the detailed format of quarter and half year ended 30th September 2022 Financial Results filed with the Stock Exchanges under Regulation 33 of the SEBI (Listing and Other Disclosure Requirements) Regulations, 2015. The full format of the Quarterly / Half yearly Financial Results are available on the Company's website at www.voltamptransformers.com and on the website of the Stock Exchanges at www.bseindia.com and www.nseindia.com.

For and on behalf of Board of Directors
FOR VOLTAMP TRANSFORMERS LIMITED

KUNJAL L. PATEL

VICE CHAIRMAN & MANAGING DIRECTOR

Place : Vadodara

Date : 10th November, 2022**MULTIBASE INDIA LIMITED**Regd. Off & Factory Site: 74/5-6, Daman Industrial Estate, Kadaiya Village, Nani Daman - 396 210
(Union Territory) • Phone: (0260) 6614400 • Fax : (0260) 2211578; • Website: www.multibaseindia.com
• E-mail: compliance.officer@multibaseindia.com • CIN: L01122DD1991PLC002959**STATEMENT OF UNAUDITED FINANCIAL RESULTS FOR THE QUARTER AND HALF YEAR ENDED SEPTEMBER 30, 2022**

(₹ in lakhs)

Sr. No.	Particular	Quarter ended September 30, 2022 (Unaudited)	Quarter ended June 30, 2022 (Unaudited)	Quarter ended September 30, 2021 (Unaudited)	Half year ended September 30, 2022 (Unaudited)	Half year ended September 30, 2021 (Unaudited)	Year ended March 31, 2022 (Audited)
1	Total Income from Operations	1,898.26	1,819.97	1,494.11	3,718.23	2,986.38	6,248.39
2	Net Profit / (Loss) for the period (before Tax, Exceptional and/or Extraordinary items#)	216.64	182.97	178.21	399.61	370.53	862.78
3	Net Profit / (Loss) for the period before tax (after Exceptional and/or Extraordinary items#)	216.64	182.97	178.21	399.61	370.53	862.78
4	Net Profit / (Loss) for the period after tax (after Exceptional and/or Extraordinary items#)	158.00	137.09	132.44	295.09	276.35	633.93
5	Total Comprehensive Income (Comprising Profit/ (Loss) after tax and Other Comprehensive Income after tax)	157.51	136.60	132.77	294.12	277.02	631.98
6	Equity Share Capital (Face value of share : ₹10/-)	1,262.00	1,262.00	1,262.00	1,262.00	1,262.00	1,262.00
7	Other Equity	0.00	0.00	0.00	0.00	0.00	0.00
8	Earnings per equity share in ₹						
	(i) Basic:	1.25	1.09	1.05	2.34	2.19	5.02
	(ii) Diluted:	1.25	1.09	1.05	2.34	2.19	5.02

Notes:

- The above is an extract of the detailed format of Unaudited financial results filed with the Stock Exchanges under Regulation 33 of SEBI (Listing Obligations and Disclosure Requirements) Regulation, 2015. The full format of the financial results for the quarter and half year ended September 30, 2022 are available on the Stock Exchange Website (www.bseindia.com) and on Company's website (www.multibaseindia.com)

On behalf of Board

sd/-

Deepak Dhanak

(Managing Director)

DIN: 03157491

Place: Mumbai

Date: November 10, 2022

FINE ORGANIC INDUSTRIES LIMITEDReg Off: Fine House, Anandji street, off M G Road, Ghatkopar (East), Mumbai - 400 077, CIN: L24119MH2002PLC136003
Email: info@fineorganics.com; Web: www.fineorganics.com; Tel.: +91 (022) 21025000; Fax: +91 (022) 21028699**Extract of Standalone and Consolidated Results for the Quarter and Six months period ended 30th September, 2022**

(₹ in Lakhs)

Sr. No.	Particulars	Standalone			Consolidated		
		Quarter ended 30 th Sept. 2022 (Unaudited)	Six months ended 30 th Sept. 2022 (Unaudited)	Quarter ended 30 th Sept. 2021 (Unaudited)	Quarter ended 30 th Sept. 2022 (Unaudited)	Six months ended 30 th Sept. 2022 (Unaudited)	Quarter ended 30 th Sept. 2021 (Unaudited)
1	Total Income from Operations	82,809.41	1,58,067.57	42,955.14	91,916.90	1,66,690.55	43,839.68
2	Net Profit / (Loss) for the period (before Tax, Exceptional and/or Extraordinary items)	22,032.02	43,023.71	6,809.43	26,036.93	47,908.93	6,798.73
3	Net Profit / (Loss) for the period before Tax (after Exceptional and/or Extraordinary items)	22,032.02	43,023.71	6,809.43	26,036.93	47,908.93	6,798.73
4	Net Profit / (Loss) for the period after Tax (after Exceptional and/or Extraordinary items)	16,399.61	32,127.27	4,996.63	20,262.82	36,242.65	4,987.66
5	Total Comprehensive Income for the period [Comprising Profit / (Loss) for the period (after Tax) and Other Comprehensive Income (after Tax)]	16,442.24	32,173.37	5,004.09	20,305.45	36,288.75	4,995.12
6	Paid up Equity Share Capital (face value ₹ 5 each)	1,533.00	1,533.00	1,533.00	1,533.00	1,533.00	1,533.00
7	Earnings per equity share (face value of ₹ 5 each) for continuing and discontinued operations						
	1. Basic: ₹ (not annualised)	53.49	104.79	16.30	66.09	118.21	16.27
	2. Diluted: ₹ (not annualised)	53.49	104.79	16.30	66.09	118.21	16.27

Notes:

- The above results have been reviewed by Audit Committee and approved by the Board of Directors in its meeting held on 10th November 2022.
- The above is an extract of the detailed format of Statement of Standalone and consolidated unaudited Financial Results filed with the Stock Exchanges under Regulation 33 of the SEBI (Listing Obligations and disclosure Requirements) Regulations, 2015. The detailed Financial Results and this extract were reviewed by the Audit Committee and approved by the Board of Directors of the Company at the meeting held on 10th November 2022. The full format of the Statement of Standalone and consolidated unaudited Financial Results are available on the Company's website (www.fineorganics.com) and on the websites of National Stock exchange of India Limited (www.nseindia.com), BSE Limited (www.bseindia.com).

For and on behalf of the Board of Directors

(Mukesh Shah)

Chairman and Managing Director

DIN : 00106799

Place : Mumbai

Date : 10th November, 2022**FINE ORGANICS**

Adfactors 382

**CYBER MEDIA (INDIA) LIMITED**

CIN : L92114DL1982PLC014334

Registered Office: D-74, Panchsheel Enclave, New Delhi - 110 017, Tel. 011-26491320
Corporate Office: Cyber House, B-35, Sector-32, Gurugram, Haryana - 122 001, Tel. 0124-4822222
Website: www.cybermedia.co.in; Email: investorcare@cybermedia.co.in**Unaudited Consolidated Financial Results for the Quarter & Half Year Ended 30th September 2022**


(Rupees in Lakhs)

Sl. No	Particulars	Quarter Ended			Half Year Ended		Year Ended
		Sep-22 (Unaudited)	Jun-22 (Unaudited)	Sep-21 (Unaudited)	Sep-22 (Unaudited)	Sep-21 (Unaudited)	Mar-22 (Audited)
1	Total income from operations (net)	1,885.95	1,703.99	1,390.51	3,589.94	2,700.84	7,156.88
2	Net profit/(loss) for the period before tax and exceptional items	90.10	77.59	28.90	167.69	43.85	223.23
3	Net profit/(loss) for the period before tax and after exceptional items	90.10	77.59	28.90	167.69	43.85	223.23
4	Net profit/(loss) for the period after tax	62.53	54.34	28.90	116.87	43.85	151.91
5	Total comprehensive income for the period	57.53	53.34	28.90	110.87	43.85	131.19
6	Paid-up equity share capital	1,566.72	1,566.72	1,566.72	1,566.72	1,566.72	1,566.72
7	Other Equity	-	-	-	-	-	2,611.44
8	Earnings per share (Face value per share Rs.10/-each)						
	a) Basic (Rs. per share)	0.37	0.34	0.18	0.85	0.28	0.84
	b) Diluted (Rs. per share)	0.37	0.34	0.18	0.85	0.28	0.84


Notes:


- The above consolidated financial results were reviewed by the Audit Committee at the meeting held on November 3, 2022 and approved and taken on record by the Board of Directors at the meeting held on November 10, 2022
- Standalone Information:


Particulars	Quarter Ended			Half Year Ended		Year Ended
	Sep-22 (Unaudited)	Jun-22 (Unaudited)	Sep-21 (Unaudited)	Sep-22 (Unaudited)	Sep-21 (Unaudited)	Mar-22 (Audited)


KENNAMETAL INDIA LIMITED									
<div>  <div> <div>CIN : L27109KA1964PLC001546</div> <div>Registered Office: 8/9th Mile, Tumkur Road, Bengaluru-560 073 Ph: +91 80 43281 444/215, Fax: +91 80 43281137</div> <div>Email: in.investorrelation@kennametal.com, Website: www.kennametal.com/kennametalindia</div> </div> </div>									
EXTRACT OF THE STANDALONE & CONSOLIDATED UNAUDITED FINANCIAL RESULTS FOR THE QUARTER ENDED 30TH SEPTEMBER 2022									
(All amounts in ₹ millions, except per share data unless otherwise stated)									
Sl. No.	Particulars	Standalone				Consolidated			
		Quarter Ended		Year Ended		Quarter Ended		Year Ended	
		30.09.2022	30.06.2022	30.09.2021	30.06.2022	30.09.2022	30.06.2022	30.09.2021	30.06.2022
		(Un-audited)	(Audited)	(Un-audited)	(Audited)	(Un-audited)	(Audited)	(Un-audited)	(Audited)
1	Total income from operations	2,684	2,704	2,392	9,997	2,685	2,705	2,393	10,001
2	Net profit for the period (before tax, exceptional and/or extraordinary items)	390	383	378	1,530	391	382	378	1,526
3	Net profit for the period before tax (after exceptional and/or extraordinary items)	390	383	378	1,530	391	382	378	1,526
4	Net profit for the period after tax (after exceptional and/or extraordinary items)	314	283	283	1,145	315	281	283	1,141
5	Total comprehensive income for the period [comprising profit/(loss) for the period (after tax) and other comprehensive income (after tax)]	314	274	283	1,133	315	272	283	1,130
6	Paid-up equity share capital	220	220	220	220	220	220	220	220
7	Reserves	-	-	-	6,124	-	-	-	6,243
8	Earnings Per Share (EPS)	14.31	12.85	12.89	52.11	14.33	12.81	12.88	51.94
	Basic and Diluted (₹) (Face Value of ₹ 10 /- each)	14.31	12.85	12.89	52.11	14.33	12.81	12.88	51.94
Notes: 1. In terms of Regulation 33 of SEBI (Listing Obligations and Disclosure Requirements) Regulations 2015, the aforesaid extract of unaudited financial results ("financial results") for the quarter ended September 30, 2022 of the Company have been reviewed by the Audit Committee and approved by the Board of Directors at their meeting held on November 10, 2022. The aforesaid financial results for the quarter ended September 30, 2022 have been reviewed by the statutory auditors of the Company. 2. The above is an extract of the detailed format of Financial Results filed with the Stock Exchange under Regulation 33 of the SEBI (Listing Obligations and Disclosure Requirements) Regulations, 2015. The full format of the Financial Results are available on the Stock Exchange website (www.bseindia.com) and on the Company's website (www.kennametal.com/kennametalindia).									
<div> <div>For and on behalf of the Board of Directors</div> <div>Kennametal India Limited</div> <div>Sd/-</div> <div>Vijaykrishnan Venkatesan</div> <div>Managing Director</div> <div>DIN: 07901688</div> </div>									
<div> <div>Place: Bengaluru</div> <div>Date: 10th November 2022</div> </div>									

Xchanging Solutions Limited						
<div> <div>Registered Office : Kalyani Tech Park - Survey No 1, 6 & 24 Kundanhalli Village, K R Puram Hobli, Bengaluru – 560 066, Karnataka, India</div> <div>CIN: L72200KA2002PLC030072</div> <div>Tel.: +91 80 4364 0000</div> <div>Email: compliance@xchanging.com Website: www.dxc.com</div> </div>						
<div>  </div>						
Extract of unaudited consolidated financial results for the quarter and six months ended 30/09/2022						
(Rs. in lakhs except for per share data)						
Particulars	Quarter ended 30/09/2022	Quarter ended 30/06/2022	Corresponding quarter ended 30/09/2021	For the six Months ended 30/09/2022	For the six Months ended 30/09/2021	Year ended 31/03/2022
	(Unaudited)	(Unaudited)	(Unaudited)	(Unaudited)	(Unaudited)	(Audited)
Total income from operations	4,653	4,581	4,391	9,234	9,075	18,284
Net Profit for the period before tax	1,659	1,653	1,462	3,312	2,918	6,087
Net Profit for the period after tax	1,200	1,496	1,881	2,696	2,943	5,257
Total Comprehensive Income (After tax) for the period	1,610	2,183	1,749	3,793	3,116	5,776
Paid up equity share capital (Face value per share Rs.10/-, fully paid)	11,140	11,140	11,140	11,140	11,140	11,140
Other Equity (excluding Revaluation Reserve)	-	-	-	53,998	47,545	50,205
Earnings per Equity Share (Face value of Rs.10 each) (not annualised for the quarters)						
Basic- In Rs.	1.08	1.34	1.69	2.42	2.64	4.72
Diluted- In Rs.	1.08	1.34	1.69	2.42	2.64	4.72
Key numbers of Standalone Financial Results						
(Rs. in lakhs)						
Particulars	Quarter ended 30/09/2022	Quarter ended 30/06/2022	Corresponding quarter ended 30/09/2021	For the six Months ended 30/09/2022	For the six Months ended 30/09/2021	Year ended 31/03/2022
	(Unaudited)	(Unaudited)	(Unaudited)	(Unaudited)	(Unaudited)	(Audited)
Total income from operations	1,255	1,192	1,300	2,447	2,481	5,218
Net Profit for the period before tax	573	506	609	1,079	1,050	2,281
Net Profit for the period after tax	371	629	1,129	1,000	1,407	2,219
Total Comprehensive Income (After tax) for the period	371	639	1,128	1,010	1,391	2,199
Notes: 1. The above is an extract of the detailed format of Quarterly Financial Results filed with the Stock Exchanges under Regulation 33 of the SEBI (Listing Obligations and Disclosure Requirements) Regulations, 2015. The full format of the Quarterly Financial Results are available on the Stock Exchange websites, www.nseindia.com and www.bseindia.com and on the Company's website www.dxc.com/in/en/about-us/xchanging-solutions-limited-investor-relations .						
<div> <div>By Order of the Board of Directors</div> <div>Nachiket Vibhakar Sukhtankar</div> <div>Managing Director and Chief Executive Officer</div> <div>DIN: 08778377</div> </div>						
<div> <div>Place: Mumbai</div> <div>Date : November 10, 2022</div> </div>						

VOLTAMP TRANSFORMERS LIMITED					
<div> <div>  </div> <div> <div>CIN : L31100GJ1967PLC001437</div> <div>Registered Office : Makarpura, Vadodara - 390014, Gujarat, India.</div> <div>Email : voltamp@voltamptransformers.com Website: www.voltamptransformers.com</div> <div>Phone : +91 265 2642011/12, 3041403/480</div> </div> </div>					
EXTRACT OF STATEMENT OF UNAUDITED FINANCIAL RESULTS FOR THE QUARTER & HALF YEAR ENDED 30 th SEPTEMBER, 2022					
(Rs.in Lakhs)					
Sr. No.	Particulars	Quarter Ended 30/09/2022 (Unaudited)	Half Year Ended 30/09/2022 (Unaudited)	Quarter Ended 30/09/2021 (Unaudited)	Year Ended 31/03/2022 (Audited)
1	Total income from operations (net)	31763.14	58777.63	26319.98	112720.90
2	Net Profit / (Loss) for the period (before Tax, Exceptional and/or Extraordinary items)	5967.82	9310.73	4334.98	17320.72
3	Net Profit / (Loss) for the period before Tax (after Exceptional and/or Extraordinary items)	5967.82	9310.73	4334.98	17320.72
4	Net Profit / (Loss) for the period after tax (after Exceptional and/or Extraordinary items)	4593.51	7261.78	3507.77	13283.79
5	Total Comprehensive Income for the period [Comprising Profit for the period (after tax) and other Comprehensive Income (after tax)]	4606.14	7284.94	3482.14	13328.38
6	Paid up Equity Share Capital (face value of Rs. 10 each)	1011.71	1011.71	1011.71	1011.71
7	Reserves (excluding Revaluation Reserve)				93202.88
8	Earnings Per Share (not annualised)				
	Basic:	45.40	71.78	34.67	131.30
	Diluted:	45.40	71.78	34.67	131.30
Notes: 1) The above unaudited results for quarter and half year ended 30 th September 2022 have been reviewed by the Audit Committee and approved by the Board of Directors at their respective meeting held on Thursday, 10 th November, 2022. 2) The above is an extract of the detailed format of quarter and half year ended 30 th September 2022 Financial Results filed with the Stock Exchanges under Regulation 33 of the SEBI (Listing and Other Disclosure Requirements) Regulations, 2015. The full format of the Quarterly / Half yearly Financial Results are available on the Company's website at www.voltamptransformers.com and on the website of the Stock Exchanges at www.bseindia.com and www.nseindia.com .					
<div> <div>For and on behalf of Board of Directors</div> <div>FOR VOLTAMP TRANSFORMERS LIMITED</div> <div>KUNJAL. L. PATEL</div> <div>VICE CHAIRMAN & MANAGING DIRECTOR</div> </div>					
<div> <div>Place : Vadodara</div> <div>Date : 10th November, 2022</div> </div>					

MULTIBASE INDIA LIMITED							
<div> <div>  </div> <div> <div>Regd. Off & Factory Site: 74/5-6, Daman Industrial Estate, Kadaiya Village, Nani Daman - 396 210 (Union Territory) • Phone: (0260) 6614400 • Fax : (0260) 2221578; • Website: www.multibaseindia.com</div> <div>• E-mail: compliance.officer@multibaseindia.com • CIN: L01122DD1991PLC002959</div> </div> </div>							
STATEMENT OF UNAUDITED FINANCIAL RESULTS FOR THE QUARTER AND HALF YEAR ENDED SEPTEMBER 30, 2022							
(₹ in lakhs)							
Sr. No.	Particular	Quarter ended September 30, 2022 (Unaudited)	Quarter ended June 30, 2022 (Unaudited)	Quarter ended September 30, 2021 (Unaudited)	Half year ended September 30, 2022 (Unaudited)	Half year ended September 30, 2021 (Unaudited)	Year ended March 31, 2022 (Audited)
1	Total Income from Operations	1,898.26	1,819.97	1,494.11	3,718.23	2,986.38	6,248.39
2	Net Profit / (Loss) for the period (before Tax, Exceptional and/or Extraordinary items#)	216.64	182.97	178.21	399.61	370.53	862.78
3	Net Profit / (Loss) for the period before tax (after Exceptional and/or Extraordinary items#)	216.64	182.97	178.21	399.61	370.53	862.78
4	Net Profit / (Loss) for the period after tax (after Exceptional and/or Extraordinary items#)	158.00	137.09	132.44	295.09	276.35	633.93
5	Total Comprehensive Income (Comprising Profit/ (Loss) after tax and Other Comprehensive Income after tax)	157.51	136.60	132.77	294.12	277.02	631.98
6	Equity Share Capital (Face value of share : ₹10/-)	1,262.00	1,262.00	1,262.00	1,262.00	1,262.00	1,262.00
7	Other Equity	0.00	0.00	0.00	0.00	0.00	0.00
8	Earnings per equity share in ₹						
	(i) Basic:	1.25	1.09	1.05	2.34	2.19	5.02
	(ii) Diluted:	1.25	1.09	1.05	2.34	2.19	5.02
Notes: 1. The above is an extract of the detailed format of Unaudited financial results filed with the Stock Exchanges under Regulation 33 of SEBI (Listing Obligations and Disclosure Requirements) Regulation, 2015. The full format of the financial results for the quarter and half year ended September 30, 2022 are available on the Stock Exchange Website (www.bseindia.com) and on Company's website (www.multibaseindia.com)							
<div> <div>On behalf of Board</div> <div>Sd/-</div> <div>Deepak Dhanak</div> <div>(Managing Director)</div> <div>DIN: 03157491</div> </div>							
<div> <div>Place: Mumbai</div> <div>Date: November 10, 2022</div> </div>							

FINE ORGANIC INDUSTRIES LIMITED						
<div> <div>Reg Off: Fine House, Anandji street, off M G Road, Ghatkopar (East), Mumbai - 400 077. CIN: L24119MH2002PLC136003</div> <div>Email: info@fineorganics.com Web: www.fineorganics.com Tel.: +91 (022) 21025000, Fax: +91 (022) 21028999</div> </div>						
Extract of Standalone and Consolidated Results for the Quarter and Six months period ended 30 th September, 2022						
(₹ in Lakhs)						
Sr. No.	Particulars	Standalone		Consolidated		
		Quarter ended 30 th Sept. 2022 (Unaudited)	Six months ended 30 th Sept. 2022 (Unaudited)	Quarter ended 30 th Sept. 2021 (Unaudited)	Quarter ended 30 th Sept. 2022 (Unaudited)	Six months ended 30 th Sept. 2022 (Unaudited)
1	Total Income from Operations	82,809.41	1,58,067.57	42,955.14	91,916.90	1,66,690.55
2	Net Profit / (Loss) for the period (before Tax, Exceptional and/or Extraordinary items)	22,032.02	43,023.71	6,809.43	26,036.93	47,908.93
3	Net Profit / (Loss) for the period before Tax (after Exceptional and/or Extraordinary items)	22,032.02	43,023.71	6,809.43	26,036.93	47,908.93
4	Net Profit / (Loss) for the period after Tax (after Exceptional and/or Extraordinary items)	16,399.61	32,127.27	4,996.63	20,262.82	36,242.65
5	Total Comprehensive Income for the period [Comprising Profit / (Loss) for the period (after Tax) and Other Comprehensive Income (after Tax)]	16,442.24	32,173.37	5,004.09	20,305.45	36,288.75
6	Paid up Equity Share Capital (face value ₹ 5 each)	1,533.00	1,533.00	1,533.00	1,533.00	1,533.00
7	Earnings per equity share (face value of ₹ 5 each) for continuing and discontinued operations					
	1. Basic: ₹ (not annualised)	53.49	104.79	16.30	66.09	118.21
	2. Diluted: ₹ (not annualised)	53.49	104.79	16.30	66.09	118.21
Notes: a. The above results have been reviewed by Audit Committee and approved by the Board of Directors in its meeting held on 10 th November 2022 . b. The above is an extract of the detailed format of Statement of Standalone and consolidated unaudited Financial Results filed with the Stock Exchanges under Regulation 33 of the SEBI (Listing Obligations and disclosure Requirements) Regulations, 2015. The detailed Financial Results and this extract were reviewed by the Audit Committee and approved by the Board of Directors of the Company at the meeting held on 10 th November 2022. The full format of the Statement of Standalone and consolidated unaudited Financial Results are available on the Company's website (www.fineorganics.com) and on the websites of National Stock exchange of India Limited (www.nseindia.com), BSE Limited (www.bseindia.com).						
<div> <div>For and on behalf of the Board of Directors</div> <div>(Mukesh Shah)</div> <div>Chairman and Managing Director</div> <div>DIN : 00106799</div> </div>						
<div> <div>Place : Mumbai</div> <div>Date : 10th November, 2022</div> </div>						
<div>  <div>FINE ORGANICS</div> </div>						


CyberMedia

CYBER MEDIA (INDIA) LIMITED

CIN : L92114DL1982PLC014334

Registered Office: D-74, Panchsheel Enclave, New Delhi - 110 017, Tel. 011-26491320

Corporate Office: Cyber House, B-35, Sector-32, Gurugram, Haryana - 122 001, Tel. 0124-4822222

Website: www.cybermedia.co.in; Email: investorcare@cybermedia.co.in

Unaudited Consolidated Financial Results for the Quarter & Half Year Ended 30th September 2022

(Rupees in Lakhs)

Sl. No	Particulars	Quarter Ended			Half Year Ended		Year Ended
		Sep-22 (Unaudited)	Jun-22 (Unaudited)	Sep-21 (Unaudited)	Sep-22 (Unaudited)	Sep-21 (Unaudited)	Mar-22 (Audited)
1	Total income from operations (net)	1,885.95	1,703.99	1,390.51	3,589.94	2,700.84	7,156.88
2	Net profit/(loss) for the period before tax and exceptional items	90.10	77.59	28.90	167.69	43.85	223.23
3	Net profit/(loss) for the period before tax and after exceptional items	90.10	77.59	28.90	167.69	43.85	223.23
4	Net profit/(loss) for the period after tax	62.53	54.34	28.90	116.87	43.85	151.91
5	Total comprehensive income for the period	57.53	53.34	28.90	110.87	43.85	131.19
6	Paid-up equity share capital	1,566.72	1,566.72	1,566.72	1,566.72	1,566.72	1,566.72
7	Other Equity	-	-	-	-	-	2,611.44
8	Earnings per share (Face value per share Rs.10/-each)						
	a) Basic (Rs. per share)	0.37	0.34	0.18	0.85	0.28	0.84
	b) Diluted (Rs. per share)	0.37	0.34	0.18	0.85	0.28	0.84

Notes:

- The above consolidated financial results were reviewed by the Audit Committee at the meeting held on November 3, 2022 and approved and taken on record by the Board of Directors at the meeting held on November 10, 2022.
- Standalone Information:

Particulars	Quarter Ended			Half Year Ended		Year Ended
	Sep-22 (Unaudited)	Jun-22 (Unaudited)	Sep-21 (Unaudited)	Sep-22 (Unaudited)	Sep-21 (Unaudited)	Mar-22 (Audited)
Total Revenue	543.79	343.43	368.79	887.22	701.04	1,459.03
Profit before tax	22.08	28.39	1.71	50.48	(11.13)	6.08
Profit after tax	22.08	28.39	1.71	50.48	(11.13)	6.08
Other comprehensive income (OCI)	-	-	-	-	-	(14.13)
Total comprehensive income (Net of tax)	22.08	28.39	1.71	50.48	(11.13)	(8.05)

- The above is an extract of the detailed format of financial results filed with the Stock Exchanges under Regulation 33 of the SEBI (Listing Obligations and Disclosure Requirements) Regulations, 2015. The full format of the standalone and consolidated financial results are available on stock exchanges' website and on Company's website.
- Figures for the previous corresponding periods have been regrouped, wherever considered necessary.

By Order of the Board of
Cyber Media (India) Limited
Sd/-

Pradeep Gupta
Chairman and Managing Director
DIN 00007520

Place: New Delhi

Date: November 10, 2022

KENNAMETAL INDIA LIMITED									
CIN : L27109KA1964PLC001546									
Registered Office: 8/9th Mile, Tumkur Road, Bengaluru-560 073 Ph: +91 80 43281 444/215, Fax: +91 80 43281137									
Email: in.investorrelation@kennametal.com, Website: www.kennametal.com/kennametalindia									
EXTRACT OF THE STANDALONE & CONSOLIDATED UNAUDITED FINANCIAL RESULTS FOR THE QUARTER ENDED 30TH SEPTEMBER 2022									
(All amounts in ₹ millions, except per share data unless otherwise stated)									
Sl. No.	Particulars	Standalone				Consolidated			
		Quarter Ended		Year Ended		Quarter Ended		Year Ended	
		30.09.2022	30.06.2022	30.09.2021	30.06.2022	30.09.2022	30.06.2022	30.09.2021	30.06.2022
		(Un-audited)	(Audited)	(Un-audited)	(Audited)	(Un-audited)	(Audited)	(Un-audited)	(Audited)
1	Total income from operations	2,684	2,704	2,392	9,997	2,685	2,705	2,393	10,001
2	Net profit for the period (before tax, exceptional and/or extraordinary items)	390	383	378	1,530	391	382	378	1,526
3	Net profit for the period before tax (after exceptional and/or extraordinary items)	390	383	378	1,530	391	382	378	1,526
4	Net profit for the period after tax (after exceptional and/or extraordinary items)	314	283	283	1,145	315	281	283	1,141
5	Total comprehensive income for the period (comprising profit/(loss) for the period (after tax) and other comprehensive income (after tax))	314	274	283	1,133	315	272	283	1,130
6	Paid-up equity share capital	220	220	220	220	220	220	220	220
7	Reserves	-	-	-	6,124	-	-	-	6,243
8	Earnings Per Share (EPS)	14.31	12.85	12.89	52.11	14.33	12.81	12.88	51.94
	Basic and Diluted (₹) (Face Value of ₹ 10/- each)	14.31	12.85	12.89	52.11	14.33	12.81	12.88	51.94
Notes:									
1. In terms of Regulation 33 of SEBI (Listing Obligations and Disclosure Requirements) Regulations 2015, the aforesaid extract of unaudited financial results ("financial results") for the quarter ended September 30, 2022 of the Company have been reviewed by the Audit Committee and approved by the Board of Directors at their meeting held on November 10, 2022. The aforesaid financial results for the quarter ended September 30, 2022 have been reviewed by the statutory auditors of the Company.									
2. The above is an extract of the detailed format of Financial Results filed with the Stock Exchange under Regulation 33 of the SEBI (Listing Obligations and Disclosure Requirements) Regulations, 2015. The full format of the Financial Results are available on the Stock Exchange website (www.bseindia.com) and on the Company's website (www.kennametal.com/kennametalindia).									
For and on behalf of the Board of Directors									
Kennametal India Limited									
Sd/-									
Vijaykrishnan Venkatesan									
Managing Director									
DIN: 07901688									
Place: Bengaluru									
Date: 10th November 2022									

Xchanging Solutions Limited

Registered Office : Kalyani Tech Park - Survey No 1, 6 & 24
Kundanahalli Village, K R Puram Hobli, Bengaluru – 560 066, Karnataka, India
CIN: L72200KA2002PLC030072
Tel.: +91 80 4364 0000
Email: compliance@xchanging.com Website: www.dxc.com

Extract of unaudited consolidated financial results for the quarter and six months ended 30/09/2022

(Rs. in lakhs except for per share data)

Particulars	Quarter ended 30/09/2022	Quarter ended 30/06/2022	Corresponding quarter ended 30/09/2021	For the six Months ended 30/09/2022	For the six Months ended 30/09/2021	Year ended 31/03/2022
	(Unaudited)	(Unaudited)	(Unaudited)	(Unaudited)	(Unaudited)	(Audited)
Total income from operations	4,653	4,581	4,391	9,234	9,075	18,284
Net Profit for the period before tax	1,659	1,653	1,462	3,312	2,918	6,087
Net Profit for the period after tax	1,200	1,496	1,881	2,696	2,943	5,257
Total Comprehensive Income (After tax) for the period	1,610	2,183	1,749	3,793	3,116	5,776
Paid up equity share capital (Face value per share Rs 10/-, fully paid)	11,140	11,140	11,140	11,140	11,140	11,140
Other Equity (excluding Revaluation Reserve)	-	-	-	53,998	47,545	50,205
Earnings per Equity Share (Face value of Rs.10 each) (not annualised for the quarters)						
Basic- In Rs.	1.08	1.34	1.69	2.42	2.64	4.72
Diluted- In Rs.	1.08	1.34	1.69	2.42	2.64	4.72

Key numbers of Standalone Financial Results

(Rs. in lakhs)

Particulars	Quarter ended 30/09/2022	Quarter ended 30/06/2022	Corresponding quarter ended 30/09/2021	For the six Months ended 30/09/2022	For the six Months ended 30/09/2021	Year ended 31/03/2022
	(Unaudited)	(Unaudited)	(Unaudited)	(Unaudited)	(Unaudited)	(Audited)
Total income from operations	1,255	1,192	1,300	2,447	2,481	5,218
Net Profit for the period before tax	573	506	609	1,079	1,050	2,281
Net Profit for the period after tax	371	629	1,129	1,000	1,407	2,219
Total Comprehensive Income (After tax) for the period	371	639	1,128	1,010	1,391	2,199


Notes:

1. The above is an extract of the detailed format of Quarterly Financial Results filed with the Stock Exchanges under Regulation 33 of the SEBI (Listing Obligations and Disclosure Requirements) Regulations, 2015. The full format of the Quarterly Financial Results are available on the Stock Exchange websites, www.nseindia.com and www.bseindia.com and on the Company's website www.dxc.com/in/en/about-us/xchanging-solutions-limited-investor-relations.

By Order of the Board of Directors

Nachiket Vibhakar Sukhtankar
Managing Director and Chief Executive Officer
DIN: 08778377

Place: Mumbai
Date : November 10, 2022



VOLTAMP
VADODARA
THE POWER OF INDUSTRY

VOLTAMP TRANSFORMERS LIMITED

CIN : L31100GJ1967PLC001437

Registered Office : Makarpura, Vadodara - 390014, Gujarat, India.

Email : voltamp@voltamptransformers.com Website: www.voltamptransformers.com

Phone : +91 265 2642011/12, 3041403/480

EXTRACT OF STATEMENT OF UNAUDITED FINANCIAL RESULTS FOR THE QUARTER & HALF YEAR ENDED 30th SEPTEMBER, 2022

(Rs.in Lakhs)

Sr. No.	Particulars	Quarter Ended 30/09/2022 (Unaudited)	Half Year Ended 30/09/2022 (Unaudited)	Quarter Ended 30/09/2021 (Unaudited)	Year Ended 31/03/2022 (Audited)
1	Total income from operations (net)	31763.14	58777.63	26319.98	112720.90
2	Net Profit / (Loss) for the period (before Tax, Exceptional and/or Extraordinary items)	5967.82	9310.73	4334.98	17320.72
3	Net Profit / (Loss) for the period before Tax (after Exceptional and/or Extraordinary items)	5967.82	9310.73	4334.98	17320.72
4	Net Profit / (Loss) for the period after tax (after Exceptional and/or Extraordinary items)	4593.51	7261.78	3507.77	13283.79
5	Total Comprehensive Income for the period [Comprising Profit for the period (after tax) and other Comprehensive Income (after tax)]	4606.14	7284.94	3482.14	13328.38
6	Paid up Equity Share Capital (face value of Rs. 10 each)	1011.71	1011.71	1011.71	1011.71
7	Reserves (excluding Revaluation Reserve)				93202.88
8	Earnings Per Share (not annualised)				
	Basic:	45.40	71.78	34.67	131.30
	Diluted:	45.40	71.78	34.67	131.30

Notes:

- The above unaudited results for quarter and half year ended 30th September 2022 have been reviewed by the Audit Committee and approved by the Board of Directors at their respective meeting held on Thursday, 10th November, 2022.
- The above is an extract of the detailed format of quarter and half year ended 30th September 2022 Financial Results filed with the Stock Exchanges under Regulation 33 of the SEBI (Listing and Other Disclosure Requirements) Regulations, 2015. The full format of the Quarterly / Half yearly Financial Results are available on the Company's website at www.voltamptransformers.com and on the website of the Stock Exchanges at www.bseindia.com and www.nseindia.com.

For and on behalf of Board of Directors
FOR VOLTAMP TRANSFORMERS LIMITED
KUNJAL. L. PATEL
VICE CHAIRMAN & MANAGING DIRECTOR

Place : Vadodara
Date : 10th November, 2022

MULTIBASE INDIA LIMITED

Regd. Off & Factory Site: 74/5-6, Daman Industrial Estate, Kadaiya Village, Nani Daman - 396 210
(Union Territory) • Phone: (0260) 6614400 • Fax : (0260) 2221578; • Website: www.multibaseindia.com
• E-mail: compliance.officer@multibaseindia.com • CIN: L01122DD1991PLC002959

STATEMENT OF UNAUDITED FINANCIAL RESULTS FOR THE QUARTER AND HALF YEAR ENDED SEPTEMBER 30, 2022

(₹ in lakhs)

Sr. No.	Particular	Quarter ended September 30, 2022 (Unaudited)	Quarter ended June 30, 2022 (Unaudited)	Quarter ended September 30, 2021 (Unaudited)	Half year ended September 30, 2022 (Unaudited)	Half year ended September 30, 2021 (Unaudited)	Year ended March 31, 2022 (Audited)
1	Total Income from Operations	1,898.26	1,819.97	1,494.11	3,718.23	2,986.38	6,248.39
2	Net Profit / (Loss) for the period (before Tax, Exceptional and/or Extraordinary items#)	216.64	182.97	178.21	399.61	370.53	862.78
3	Net Profit / (Loss) for the period before tax (after Exceptional and/or Extraordinary items#)	216.64	182.97	178.21	399.61	370.53	862.78
4	Net Profit / (Loss) for the period after tax (after Exceptional and/or Extraordinary items#)	158.00	137.09	132.44	295.09	276.35	633.93
5	Total Comprehensive Income (Comprising Profit/ (Loss) after tax and Other Comprehensive Income after tax)	157.51	136.60	132.77	294.12	277.02	631.98
6	Equity Share Capital (Face value of share : ₹10/-)	1,262.00	1,262.00	1,262.00	1,262.00	1,262.00	1,262.00
7	Other Equity	0.00	0.00	0.00	0.00	0.00	0.00
8	Earnings per equity share in ₹						
	(i) Basic:	1.25	1.09	1.05	2.34	2.19	5.02
	(ii) Diluted:	1.25	1.09	1.05	2.34	2.19	5.02

Notes:

- The above is an extract of the detailed format of Unaudited financial results filed with the Stock Exchanges under Regulation 33 of SEBI (Listing Obligations and Disclosure Requirements) Regulation, 2015. The full format of the financial results for the quarter and half year ended September 30, 2022 are available on the Stock Exchange Website (www.bseindia.com) and on Company's website (www.multibaseindia.com)

On behalf of Board
sd/-
Deepak Dhanak
(Managing Director)
DIN: 03157491

Place: Mumbai
Date: November 10, 2022

FINE ORGANIC INDUSTRIES LIMITED

Reg Off: Fine House, Anandji street, off M G Road, Ghatkopar (East), Mumbai - 400 077. CIN: L24119MH2002PLC136003

Email: info@fineorganics.com; Web: www.fineorganics.com; Tel.: +91 (022) 21025000, Fax: +91 (022) 21028899

Extract of Standalone and Consolidated Results for the Quarter and Six months period ended 30th September, 2022

(₹ In Lakhs)

Sr. No.	Particulars	Standalone			Consolidated		
		Quarter ended 30 th Sept. 2022	Six months ended 30 th Sept. 2022	Quarter ended 30 th Sept. 2021	Quarter ended 30 th Sept. 2022	Six months ended 30 th Sept. 2022	Quarter ended 30 th Sept. 2021
		(Unaudited)	(Unaudited)	(Unaudited)	(Unaudited)	(Unaudited)	(Unaudited)
1	Total Income from Operations	82,809.41	1,58,067.57	42,955.14	91,916.90	1,66,690.55	43,839.68
2	Net Profit / (Loss) for the period (before Tax, Exceptional and/or Extraordinary items)	22,032.02	43,023.71	6,809.43	26,036.93	47,908.93	6,798.73
3	Net Profit / (Loss) for the period before Tax (after Exceptional and/or Extraordinary items)	22,032.02	43,023.71	6,809.43	26,036.93	47,908.93	6,798.73
4	Net Profit / (Loss) for the period after Tax (after Exceptional and/or Extraordinary items)	16,399.61	32,127.27	4,996.63	20,262.82	36,242.65	4,987.66
5	Total Comprehensive Income for the period [Comprising Profit / (Loss) for the period (after Tax) and Other Comprehensive Income (after Tax)]	16,442.24	32,173.37	5,004.09	20,305.45	36,288.75	4,995.12
6	Paid up Equity Share Capital (face value ₹ 5 each)	1,533.00	1,533.00	1,533.00	1,533.00	1,533.00	1,533.00
7	Earnings per equity share (face value of ₹ 5 each) for continuing and discontinued operations						
	1. Basic: ₹ (not annualised)	53.49	104.79	16.30	66.09	118.21	16.27
	2. Diluted: ₹ (not annualised)	53.49	104.79	16.30	66.09	118.21	16.27

Notes:

a The above results have been reviewed by Audit Committee and approved by the Board of Directors in its meeting held on 10th November 2022.

b The above is an extract of the detailed format of Statement of Standalone and consolidated unaudited Financial Results filed with the Stock Exchanges under Regulation 33 of the SEBI (Listing Obligations and disclosure Requirements) Regulations, 2015. The detailed Financial Results and this extract were reviewed by the Audit Committee and approved by the Board of Directors of the Company at the meeting held on 10th November 2022. The full format of the Statement of Standalone and consolidated unaudited Financial Results are available on the Company's website (www.fineorganics.com) and on the websites of National Stock exchange of India Limited (www.nseindia.com), BSE Limited (www.bseindia.com).

For and on behalf of the Board of Directors

Place : Mumbai
Date : 10th November, 2022

FINE ORGANICS

(Mukesh Shah)
Chairman and Managing Director
DIN : 00106799

Additional 381

ભાજપ દ્વારા જાહેર ઉમેદવારોની યાદી

ક્રમ	જિલ્લો	બેઠક	ભાજપ	ક્રમ	જિલ્લો	બેઠક	ભાજપ
૧	કચ્છ	અબડાસા	પ્રધુમનસિંહ જાડેજા	૯૨	ગીર સોમનાથ	કોડીનાર(SC)	ડો. પ્રધુમન વાજા
૨	કચ્છ	માંડવી	અનિરુદ્ધ દવે	૯૩	ગીર સોમનાથ	ઉના	કાળુ રાઠોડ
૩	કચ્છ	ભુજ	કેશવલાલ પટેલ	૯૪	અમરેલી	ધારી	જે.વી કાકડીયા
૪	કચ્છ	અંજાર	ત્રિકમ છાંગા	૯૫	અમરેલી	અમરેલી	કૌશિક વેકરીયા
૫	કચ્છ	ગાંધીધામ	માલતી મહેશ્વરી	૯૬	અમરેલી	લાઠી	જનક તડાવિયા
૬	કચ્છ	રાપર	વિરેન્દ્રસિંહ જાડેજા	૯૭	અમરેલી	સાવરકુંડલા	મહેશ કસવાલા
૭	બનાસકાંઠા	વાવ	સ્વરુપજી ઠાકોર	૯૮	અમરેલી	રાજુલા	હિરા સોલંકી
૮	બનાસકાંઠા	થરાદ	શંકર ચૌધરી	૯૯	ભાવનગર	મહુવા-	શિવા ગોહિલ
૯	બનાસકાંઠા	ધાનેરા	ભગવાનજી ચૌધરી	૧૦૦	ભાવનગર	તળાજા	ગૌતમ ચૌહાણ
૧૦	બનાસકાંઠા	દાંતા(ST)	લધુભાઈ પારધી	૧૦૧	ભાવનગર	ગારિયાધાર	કેશુભાઈ નાકરાણી
૧૧	બનાસકાંઠા	વડગામ(SC)	મણિભાઈ વાઘેલા	૧૦૨	ભાવનગર	પાલિતાણા	ભીખાભાઈ બારૈયા
૧૨	બનાસકાંઠા	પાલનપુર	અનિકેતભાઈ ઠાકર	૧૦૩	ભાવનગર	ભાવનગર રૂરલ	પુરુષોત્તમ સોલંકી
૧૩	બનાસકાંઠા	ડીસા	પ્રવીણ માળી	૧૦૪	ભાવનગર	ભાવનગર ઈસ્ટ	--
૧૪	બનાસકાંઠા	દિયોદર	કેશાજી ચૌહાણ	૧૦૫	ભાવનગર	ભાવનગર વેસ્ટ	જીતુ વાઘાણી
૧૫	બનાસકાંઠા	કાંકરેજ	કીર્તિસિંહ વાઘેલા	૧૦૬	ભોટાદ	ગઢાડા(SC)	શંભુનાથ દુડિયા
૧૬	પાટણ	રાપનપુર	--	૧૦૭	ભોટાદ	ભોટાદ	ઘનશ્યામ વિરાણી
૧૭	પાટણ	ચાણસમા	દિલીપ ઠાકોર	૧૦૮	આણંદ	ખંભાત	મહેશ રાવલ
૧૮	પાટણ	પાટણ	--	૧૦૯	આણંદ	બોરસદ	રમણ સોલંકી
૧૯	પાટણ	સિદ્ધપુર	બળવંતસિંહ રાજપૂત	૧૧૦	આણંદ	આંકલાવ	ગુલાબસિંહ પઢિયાર
૨૦	મહેસાણા	ખેરાલુ	--	૧૧૧	આણંદ	ઉમરેઠ	ગોવિંદ પરમાર
૨૧	મહેસાણા	ઉંઝા	કિરીટ પટેલ	૧૧૨	આણંદ	આણંદ	યોગેશ પટેલ
૨૨	મહેસાણા	વિસનગર	ઋષિકેશ પટેલ	૧૧૩	આણંદ	પેટલાદ	--
૨૩	મહેસાણા	બહુચરાજી	સુખાજી ઠાકોર	૧૧૪	આણંદ	સોજીત્રા	વિપુલ પટેલ
૨૪	મહેસાણા	કડી(SC)	કરશન સોલંકી	૧૧૫	ખેડા	માતર	કલ્પેશ પરમાર
૨૫	મહેસાણા	મહેસાણા	મુકેશ પટેલ	૧૧૬	ખેડા	નડિયાદ	પર્કજ દેસાઈ
૨૬	મહેસાણા	વિજાપુર	રમણ પટેલ	૧૧૭	ખેડા	મહેમદાવાદ	--
૨૭	સાબરકાંઠા	હિંમતનગર	--	૧૧૮	ખેડા	મહુધા	સંજયસિંહ મહિડા
૨૮	સાબરકાંઠા	ઈંડર(SC)	રમણલાલ વોરા	૧૧૯	ખેડા	ઠાસરા	યોગેન્દ્રસિંહ પરમાર
૨૯	સાબરકાંઠા	ખેડબ્રહ્મા(ST)	અશ્વીન કોટવાલ	૧૨૦	ખેડા	કપડવંજ	રાજેશકુમાર ઝાલા
૩૦	સાબરકાંઠા	પ્રાંતિજ	--	૧૨૧	ખેડા	બાલાસિનોર	માનસિંહ ચૌહાણ
૩૧	અરવલ્લી	ભિલોડા	પૂનમ વરંડા	૧૨૨	મહીસાગર	લુણાવાડા	જિગ્નેશકુમાર સેવક
૩૨	અરવલ્લી	મોડાસા	ભિખુભાઈ પરમાર	૧૨૩	મહીસાગર	કુબેરભાઈ રિંડોર	કુબેરભાઈ રિંડોર
૩૩	અરવલ્લી	બાયડ	ભીખીબેન પરમાર	૧૨૪	પંચમહાલ	શહેરા	જેઠાભાઈ આહિર
૩૪	ગાંધીનગર	દહેગામ	બલરાજસિંહ ચૌહાણ	૧૨૫	પંચમહાલ	મોરવાહડફ(ST)	નિમિષા સુથાર
૩૫	ગાંધીનગર	ગાંધીનગર સાઉથ	અલ્પેશ ઠાકોર	૧૨૬	પંચમહાલ	ગોધરા	ચંદ્રસિંહ રાઉલજી
૩૬	ગાંધીનગર	ગાંધીનગર નોર્થ	--	૧૨૭	પંચમહાલ	કાલોલ	ફતેસિંહ ચૌહાણ
૩૭	ગાંધીનગર	માણસા	--	૧૨૮	પંચમહાલ	હાલોલ	જયદ્રથસિંહ પરમાર
૩૮	ગાંધીનગર	કલોલ	--	૧૨૯	દાહોદ	ફતેપુરા(ST)	રમેશભાઈ કટારા
૩૯	અમદાવાદ	વિરમગામ	હાર્દિક પટેલ	૧૩૦	દાહોદ	ઝાલોદ(ST)	--
૪૦	અમદાવાદ	સાણંદ	કનુભાઈ પટેલ	૧૩૧	દાહોદ	લીમાખેડા(ST)	શૈલેષ ભાભોર
૪૧	અમદાવાદ	ઘાટલોડિયા	ભૂપેન્દ્ર પટેલ	૧૩૨	દાહોદ	દાહોદ (ST)	કનૈયાલા ઉકશોરી
૪૨	અમદાવાદ	વેજલપુર	અમિત ઠાકર	૧૩૩	દાહોદ	ગરબાડા(ST)	--
૪૩	અમદાવાદ	વટવા	--	૧૩૪	દાહોદ	દેવગઢબારિયા	બચુભાઈ ખાબડ
૪૪	અમદાવાદ	એલિસબ્રિજ	અમિત શાહ	૧૩૫	વડોદરા	સાવલી	કેતન ઇનામદાર
૪૫	અમદાવાદ	નારણપુરા	જીતેન્દ્ર પટેલ	૧૩૬	વડોદરા	વાઘોડિયા	અશ્વિન પટેલ
૪૬	અમદાવાદ	નિકોલ	જગદીશ પંચાલ	૧૩૭	વડોદરા	ડભોઈ	શૈલેષ મહેતા
૪૭	અમદાવાદ	નરોડા	પાયલ કુકરાણી	૧૩૮	વડોદરા	વડોદરા સિટી (SC)	મનિષા વકીલ
૪૮	અમદાવાદ	ઠક્કરબાપાનગર	કંચનબેન	૧૩૯	વડોદરા	સચાજીગંજ	--
૪૯	અમદાવાદ	બાપુનગર	દિનેશ કુશવાહ	૧૪૦	વડોદરા	અકોટા	ચૈતન્ય દેસાઈ
૫૦	અમદાવાદ	અમરાઈવાડી	ડો. હસમુખ પટેલ	૧૪૧	વડોદરા	રાવપુરા	બાલકૃષ્ણ શુક્લ
૫૧	અમદાવાદ	દરિયાપુર	કૌશિક જૈન	૧૪૨	વડોદરા	માંજલપુર	--
૫૨	અમદાવાદ	જમાલપુર-ખાડિયા	ભૂપણ ભટ્ટ	૧૪૩	વડોદરા	પાદરા	ચૈતન્ય ઝાલા
૫૩	અમદાવાદ	મણિનગર	અમૂલ ભટ્ટ	૧૪૪	વડોદરા	કરજણ	અક્ષય પટેલ
૫૪	અમદાવાદ	દાણીલીમડા (SC)	નરેશ વ્યાસ	૧૪૫	છોટાઉદેપુર	છોટાઉદેપુર (ST)	રાજેન્દ્રસિંહ રાઠવા
૫૫	અમદાવાદ	સાબરમતી	ડો. હર્ષદ પટેલ	૧૪૬	છોટાઉદેપુર	પાવી જેતપુર(ST)	--
૫૬	અમદાવાદ	અસારવા(SC)	દર્શના વાઘેલા	૧૪૭	છોટાઉદેપુર	સંખેડા(ST)	અબેસિંહ તડવી
૫૭	અમદાવાદ	દસકોઈ	બાબુ પટેલ	૧૪૮	નર્મદા	નાંદોદ (ST)	ડો. દર્શના વસાવા
૫૮	અમદાવાદ	ધોળકા	કિરીટ ઝાભી	૧૪૯	નર્મદા	દેડિયાપાડા (ST)	--
૫૯	અમદાવાદ	ધંધુકા	કાનન ઝાભી	૧૫૦	ભરૂચ	જંબુસર	ડી.કે. સ્વામી
૬૦	સુરેન્દ્રનગર	દસાડા(SC)	પી.કે. પરમાર	૧૫૧	ભરૂચ	વાગરા	અરુણસિંહ રાણા
૬૧	સુરેન્દ્રનગર	લીંબી	કિરીટસિંહ રાણા	૧૫૨	ભરૂચ	ડીપેશ વસાવા	દીપેશ વસાવા
૬૨	સુરેન્દ્રનગર	વઢવાણ	જિજ્ઞા પંડ્યા	૧૫૩	ભરૂચ	ભરૂચ	રમેશ મિશ્રી
૬૩	સુરેન્દ્રનગર	ચોટીલા	શામજી ચૌહાણ	૧૫૪	ભરૂચ	અંકલેશ્વર	ઈશ્વર પટેલ
૬૪	સુરેન્દ્રનગર	પ્રાંગધ્રા	પ્રકાશ વરમોરા	૧૫૫	સુરત	ઓલપાડ	મુકેશ પટેલ
૬૫	મોરબી	મોરબી	કાંતિ અમૃતિયા	૧૫૬	સુરત	માંગરોળ	ગણપત વસાવા
૬૬	મોરબી	ટંકારા	દુર્લભજી	૧૫૭	સુરત	માંડવી (ST)	કુવરજી હળપતિ
૬૭	મોરબી	વાંકાનેર	જીતુ સોમાણી	૧૫૮	સુરત	કામરેજ	પ્રફુલ પાનસેરિયા
૬૮	રાજકોટ	રાજકોટ ઈસ્ટ	ઉદય કાનગડ	૧૫૯	સુરત	સુરત ઈસ્ટ	અરવિંદ રાણા
૬૯	રાજકોટ	રાજકોટ વેસ્ટ	ડો. દર્શિતા શાહ	૧૬૦	સુરત	સુરત નોર્થ	કાંતિ બલ્લર
૭૦	રાજકોટ	રાજકોટ સાઉથ	રમેશ દિલાળા	૧૬૧	સુરત	વરાછા માર્ગ	કુમાર કાનાણી
૭૧	રાજકોટ	રાજકોટ રૂરલ(SC)	ભાનુબેન બાબરીયા	૧૬૨	સુરત	કરંજ	પ્રવિણ ઘોઘારી
૭૨	રાજકોટ	જસદણ	કુંવરજી બાવળિયા	૧૬૩	સુરત	લિંબાયત	સંગીતા પાટીલ
૭૩	રાજકોટ	ગોંડલ	ગીતાબા જાડેજા	૧૬૪	સુરત	ઉધના	મનુ પટેલ
૭૪	રાજકોટ	જેતપુર	જયેશ રાદડિયા	૧૬૫	સુરત	મજૂરા	હર્ષ સંઘવી
૭૫	રાજકોટ	ધોરાજી	--	૧૬૬	સુરત	કતારગામ	વિનુ મોરડિયા
૭૬	જામનગર	કાલાવાડ(SC)	મેઘજી ચાવડા	૧૬૭	સુરત	સુરત વેસ્ટ	પુર્ણેશ મોદી
૭૭	જામનગર	જામનગર રૂરલ	રાધવજી પટેલ	૧૬૮	સુરત	ચોર્ચાલી	--
૭૮	જામનગર	જામનગર નોર્થ	રીવાબા જાડેજા	૧૬૯	સુરત	બારડોલી(SC)	ઈશ્વર પરમાર
૭૯	જામનગર	જામનગર સાઉથ	અકબરી	૧૭૦	સુરત	મહુવા (ST)	મોહન ડોડિયા
૮૦	જામનગર	જામજોધપુર	ચિમન સાપરિયા	૧૭૧	તાપી	વ્યારા (ST)	મોહન કોંકણી
૮૧	દ્વારકા	ખંભાળિયા	--	૧૭૨	તાપી	નિઝર (ST)	જયરામ ગામિત
૮૨	દ્વારકા	દ્વારકા	પબુભા	૧૭૩	ડાંગ	ડાંગ (ST)	વિજય પટેલ
૮૩	પોરબંદર	પોરબંદર	બાબુ બોપરીયા	૧૭૪	નવસારી	જાલોલપોર	રમેશ પટેલ
૮૪	પોરબંદર	કુતિયાણા	--	૧૭૫	નવસારી	નવસારી	રાકેશ દેસાઈ
૮૫	જૂનાગઢ	માણાવદર	જવાહર ચાવડા	૧૭૬	નવસારી	ગણદેવી(ST)	નરેશ પટેલ
૮૬	જૂનાગઢ	જૂનાગઢ	સંજય કોરડીયા	૧૭૭	નવસારી	વાંસદા(ST)	પિયુષ પટેલ
૮૭	જૂનાગઢ	વિસાવદર	હર્ષદ રિબડિયા	૧૭૮	વલસાડ	ધરમપુર(ST)	અરવિંદ પટેલ
૮૮	જૂનાગઢ	કેશોદ	દેવાભાઈ માલમ	૧૭૯	વલસાડ	વલસાડ	ભરત પટેલ
૮૯	જૂનાગઢ	માંગરોળ	ભગવાન કરગડિયા	૧૮૦	વલસાડ	પારડી	કનુ દેસાઈ
૯૦	ગીર સોમનાથ	સોમનાથ	માનસિંહ પરમાર	૧૮૧	વલસાડ	કપરાડા(ST)	જીતુભાઈ ચૌધરી
૯૧	ગીર સોમનાથ	તાલાલા	ભગવાનભાઈ બારડ	૧૮૨	વલસાડ	ઉમરગામ(ST)	રમણલાલ પાટકર

જામનગરમાં જુના જોગીઓને ભાજપની વિદાય

જામનગરમાં ધારાસભ્ય હકુભા અને આરસી ફળદુના નામ કપાયા

જામનગર, તા.૧૦: જામનગર શહેરની વિધાનસભાની બન્ને બેઠકો પરથી ભાજપે જુના જોગીઓને નિવૃત્તિ આપી દીધી છે, અને તેના સ્થાને નવા યુવા ચહેરાઓને સ્થાન આપ્યું છે. ભાજપ દ્વારા કરાયેલી સત્તાવાર જાહેરાત મુજબ જામનગર (ઉત્તર)ની બેઠક પરથી ક્રિકેટર રવિન્દ્ર જાડેજા ના પત્ની રિવાબા જાડેજાને પત્ની રિવાબા જાડેજાને ઉમેદવાર બનાવવામાં આવ્યા છે. જ્યારે આ વખતની ચૂંટણી ની બેઠક કોર્પોરેટર દિવ્યેશ અકબરી લડશે. ગુજરાત વિધાનસભાની ૧૮૨ બેઠકો પૈકી ભાજપ દ્વારા આજે ૧૬૦ ઉમેદવારોની પ સંદર્ભી જાહેર કરવામાં આવી છે. જેમાં જામનગર (ઉત્તર) બેઠક

ભારતીય ટીમના ઓલરાઉન્ડર ક્રિકેટર રવિન્દ્ર જાડેજાના પત્ની રિવાબા જાડેજાને ઉમેદવાર બનાવવામાં આવ્યા

પરથી પૂર્વ મંત્રી અને વર્તમાન ધારાસભ્ય ધર્મેન્દ્રસિંહ (હકુભા) જાડેજાના સ્થાને ભારતીય ટીમના ઓલરાઉન્ડર ક્રિકેટર રવિન્દ્ર જાડેજાના પત્ની રિવાબા જાડેજાને ઉમેદવાર બનાવવામાં આવ્યા છે. જ્યારે આ વખતની ચૂંટણી ની બેઠક કોર્પોરેટર દિવ્યેશ અકબરી લડશે. ગુજરાત વિધાનસભાની ૧૮૨ બેઠકો પૈકી ભાજપ દ્વારા આજે ૧૬૦ ઉમેદવારોની પ સંદર્ભી જાહેર કરવામાં આવી છે. જેમાં જામનગર (ઉત્તર) બેઠક

એક મહત્વની બાબત જામનગર જિલ્લામાં એ નોંધાઈ છે કે, જામનગર (ગ્રામ્ય)ની બેઠક પર કેબીનેટ મંત્રી રાધવજી પટેલને પુન: ટીકીટ આપવામાં આવી છે. આ ઉપરાંત કાલાવડ (અનામત) અને જામજોધપુરની બેઠક પર વિધાનસભાની ૨૦૧૭ ની ચૂંટણીમાં પરાજીત થયેલા બન્ને ઉમેદવારો અનુક્રમે મેઘજીભાઈ ચાવડા અને ચીમનભાઈ શાપ રીયાને ફરીથી આ વખતે ભાજપે ચૂંટણી જંગમાં ઉતાર્યા છે.

દેવભૂમિ દ્વારકા જિલ્લાની દ્વારકા- કલ્યાણપુર બેઠક પર વર્તમાન ધારાસભ્ય પબુભા માણેકને વધુ એક વખત ભાજપે પ સંદર્ભી છે. નોંધનીય છે કે પબુભા આ બેઠક પર અપક્ષ, કોંગ્રેસ તેમજ ભાજપના ઉમેદવાર તરીકે સતત સાત ટર્મથી વિજેતા બની રહ્યા છે. જેને વધુ એક તક આ ચૂંટણીમાં ભાજપે આપી છે. ખંભાળિયા ની બેઠક માટે ભાજપના ઉમેદવાર ના નામની જાહેરાત હજુ બાકી રખાઈ છે.


મારા મનમાં કોઈના માટે કોઈ ફરિયાદ નથી : રાઉત નેતા ઉદ્ધવ ઠાકરે અને શરદ પવાર સાથે મુલાકાત કરશે

મુંબઈ, તા. ૧૦ : શિવસેના સાંસદ સંજય રાઉત ૧૦૨ દિવસ બાદ જેલમાંથી બહાર આવી ગયા છે. સંજય રાઉતની વાપસી પર તેમના સમર્થકોએ દરેક સ્થળોએ 'ટાઈગર ઈંડ બેક', 'શિવસેનાનો વાઘ આવ્યો' જેવા પોસ્ટર પણ લગાવ્યા પરંતુ દરેક અવસરે ભાજપને ઘેરનાર સંજય રાઉતના સૂર આ વખતે બદલાતા જોવા મળ્યા. તેમણે ઉદ્ધવ ઠાકરે અને શરદ પવાર સાથે મુલાકાતની વાત કહી, તો ફડણવીસ સરકારના વખાણ પણ કર્યા. સંજય રાઉતે કહ્યું કે તેઓ ટૂંક સમયમાં વડાપ્રધાન નરેન્દ્ર મોદી અને અમિત શાહને પણ મળવા જશે. શિવસેના સાંસદ સંજય રાઉત પાત્રા ત્રણ મહિના બાદ જેલમાંથી મુક્ત થયા છે. તેમની ઈંડીએ પાત્રા ચોલ કોભાંડમાં મની લોન્ડ્રિંગ સાથે જોડાયેલા મામલે આ વર્ષે જુલાઈમાં ધરપકડ કરી હતી. જેલમાંથી બહાર આવ્યા બાદ સંજય રાઉતે ગુરુવારે પોતાના ઘરની બહાર મીડિયા સાથે વાત કરી. આ દરમિયાન તેમણે કહ્યું કે તેમની તબિયત સારી નથી. પોતાના હાથના કાંડા તરફ ઈશારો કરતા સંજય રાઉતે કહ્યું કે ત્રણ મહિના બાદ આ ઘડિયાળ પહેરી છે. એ પણ કાંડા પર યોગ્ય રીતે પહેરી શકાતી નથી. સંજય રાઉતે કહ્યું, જે લોકોએ આ પડયંત્ર રચ્યું હતું, જો તેમને આનંદ મળ્યો હશે તો હું તેમાં તેમનો સહભાગી છું. મારા મનમાં કોઈના માટે કોઈ ફરિયાદ નથી. હું સમગ્ર વ્યવસ્થાને કે પછી કોઈ કેન્દ્રીય એજન્સીને દોષ આપીશ નહીં. સંજય રાઉતે કહ્યું કે તેઓ ટૂંક સમયમાં જ ઉદ્ધવ ઠાકરે અને શરદ પવાર સાથે મુલાકાત કરશે. બંને નેતાઓએ મારા ખરાબ સમયમાં મને સાથ આપ્યો. શરદ પવાર સાથે ફોન પર વાત થઈ છે તેમની તબિયત અત્યારે સારી નથી. ભાજપ નેતા સુબ્રમણ્યમ સ્વામી સાથે પણ વાત કરી કે તેમની કેવી રીતે ગેરકાયદેસર ધરપકડ કરવામાં આવી. સંજય રાઉતે કહ્યું કે હું પીએમ મોદી અને અમિત શાહ સાથે મુલાકાત કરીશ અને તેમને જણાવીશ કે આટલા દિવસોમાં મારી સાથે શું-શું થયું? સંજય રાઉતે કહ્યું કે છેલ્લા ઘણા વર્ષોમાં રાજનીતિનું સ્તર નીચું ઉતરી ગયું છે. તેઓ સાંસદ છે અને તેમના ભાઈ ધારાસભ્ય છે. તેમને નેતાઓને મળવાનો અધિકાર છે. ગૃહ મંત્રી સમગ્ર દેશના છે, માત્ર કોઈ પાર્ટીના નહીં. સંજય રાઉતે કહ્યું મહારાષ્ટ્રમાં નવી સરકાર બની છે. ફડણવીસ સરકારે અમુક નિર્ણય સારા લીધા છે, હું તેનું સ્વાગત કરીશ. હું દેવેન્દ્ર ફડણવીસ સાથે અમુક કાર્યો માટે ટૂંક સમયમાં જ મુલાકાત કરીશ. જોકે, સંજય રાઉતે સ્પષ્ટ કરી દીધું કે તેઓ ભાજપનો વિરોધ ચાલુ રાખશે. તેમણે કહ્યું કે આ સરકાર ખોટી રીતે બની છે.


દિલ્હી એક્સાઈઝ પોલીસી મામલે ફાર્મા કંપનીના પ્રમુખની ધરપકડ


નવી દિલ્હી, તા. ૧૦: એન્ફોર્સમેન્ટ ડિરેક્ટોરેટે દિલ્હી એક્સાઈઝ પોલીસીમાં કથિત અનિયમિતતાઓની મની લોન્ડરિંગ તપાસના સંબંધમાં ફાર્મા કંપનીના ટોચના અધિકારીની ધરપકડ કરી છે. પ્રાપ્ત માહિતી પ્રમાણે અરબિંદો ફાર્માના મેનેજિંગ ડિરેક્ટર શરય રેડ્ડીની ધરપ કડ કરવામાં આવી છે.

પશ્ચિમ રેલવે
સમારકામના કામો
વિભાગીય રેલ્વે મેનેજર (WA), પશ્ચિમ રેલ્વે, મુંબઈ-400 008 આમંત્રિત કરે છે ઈ-ટેન્ડર નોટિસ નંબર: BCT/22-23/154 તારીખ 09/11/2022 કામ અને સ્થાન: વલસાડ: કોથિંગ કેપો ખાતે જાળવણી સુવિ


KENNAMETAL INDIA LIMITED									
<div>  <div> <div>CIN : L27109KA1964PLC001546</div> <div>Registered Office: 8/9th Mile, Tumkur Road, Bengaluru-560 073 Ph: +91 80 43281 444/215, Fax: +91 80 43281137</div> <div>Email: in.investorrelation@kennametal.com, Website: www.kennametal.com/kennametalindia</div> </div> </div>									
EXTRACT OF THE STANDALONE & CONSOLIDATED UNAUDITED FINANCIAL RESULTS FOR THE QUARTER ENDED 30TH SEPTEMBER 2022									
(All amounts in ₹ millions, except per share data unless otherwise stated)									
Sl. No.	Particulars	Standalone				Consolidated			
		Quarter Ended		Year Ended		Quarter Ended		Year Ended	
		30.09.2022	30.06.2022	30.09.2021	30.06.2022	30.09.2022	30.06.2022	30.09.2021	30.06.2022
		(Un-audited)	(Audited)	(Un-audited)	(Audited)	(Un-audited)	(Audited)	(Un-audited)	(Audited)
1	Total income from operations	2,684	2,704	2,392	9,997	2,685	2,705	2,393	10,001
2	Net profit for the period (before tax, exceptional and/or extraordinary items)	390	383	378	1,530	391	382	378	1,526
3	Net profit for the period before tax (after exceptional and/or extraordinary items)	390	383	378	1,530	391	382	378	1,526
4	Net profit for the period after tax (after exceptional and/or extraordinary items)	314	283	283	1,145	315	281	283	1,141
5	Total comprehensive income for the period [comprising profit/(loss) for the period (after tax) and other comprehensive income (after tax)]	314	274	283	1,133	315	272	283	1,130
6	Paid-up equity share capital	220	220	220	220	220	220	220	220
7	Reserves	-	-	-	6,124	-	-	-	6,243
8	Earnings Per Share (EPS)	14.31	12.85	12.89	52.11	14.33	12.81	12.88	51.94
	Basic and Diluted (₹) (Face Value of ₹ 10/- each)	14.31	12.85	12.89	52.11	14.33	12.81	12.88	51.94
Notes: 1. In terms of Regulation 33 of SEBI (Listing Obligations and Disclosure Requirements) Regulations 2015, the aforesaid extract of unaudited financial results ("financial results") for the quarter ended September 30, 2022 of the Company have been reviewed by the Audit Committee and approved by the Board of Directors at their meeting held on November 10, 2022. The aforesaid financial results for the quarter ended September 30, 2022 have been reviewed by the statutory auditors of the Company. 2. The above is an extract of the detailed format of Financial Results filed with the Stock Exchange under Regulation 33 of the SEBI (Listing Obligations and Disclosure Requirements) Regulations, 2015. The full format of the Financial Results are available on the Stock Exchange website (www.bseindia.com) and on the Company's website (www.kennametal.com/kennametalindia).									
<div> <div>For and on behalf of the Board of Directors</div> <div>Kennametal India Limited</div> <div>Sd/-</div> <div>Vijaykrishnan Venkatesan</div> <div>Managing Director</div> <div>DIN: 07901688</div> </div>									
Place: Bengaluru Date: 10th November 2022									

Xchanging Solutions Limited						
<div> <div>Registered Office : Kalyani Tech Park - Survey No 1, 6 & 24 Kundanhalli Village, K R Puram Hobli, Bengaluru – 560 066, Karnataka, India</div> <div>CIN: L72200KA2002PLC030072</div> <div>Tel.: +91 80 4364 0000</div> <div>Email: compliance@xchanging.com Website: www.dxc.com</div> </div>						
<div>  </div>						
Extract of unaudited consolidated financial results for the quarter and six months ended 30/09/2022						
(Rs. in lakhs except for per share data)						
Particulars	Quarter ended 30/09/2022	Quarter ended 30/06/2022	Corresponding quarter ended 30/09/2021	For the six Months ended 30/09/2022	For the six Months ended 30/09/2021	Year ended 31/03/2022
	(Unaudited)	(Unaudited)	(Unaudited)	(Unaudited)	(Unaudited)	(Audited)
Total income from operations	4,653	4,581	4,391	9,234	9,075	18,284
Net Profit for the period before tax	1,659	1,653	1,462	3,312	2,918	6,087
Net Profit for the period after tax	1,200	1,496	1,881	2,696	2,943	5,257
Total Comprehensive Income (After tax) for the period	1,610	2,183	1,749	3,793	3,116	5,776
Paid up equity share capital (Face value per share Rs.10/-, fully paid)	11,140	11,140	11,140	11,140	11,140	11,140
Other Equity (excluding Revaluation Reserve)	-	-	-	53,998	47,545	50,205
Earnings per Equity Share (Face value of Rs.10 each) (not annualised for the quarters)						
Basic- In Rs.	1.08	1.34	1.69	2.42	2.64	4.72
Diluted- In Rs.	1.08	1.34	1.69	2.42	2.64	4.72
Key numbers of Standalone Financial Results						
(Rs. in lakhs)						
Particulars	Quarter ended 30/09/2022	Quarter ended 30/06/2022	Corresponding quarter ended 30/09/2021	For the six Months ended 30/09/2022	For the six Months ended 30/09/2021	Year ended 31/03/2022
	(Unaudited)	(Unaudited)	(Unaudited)	(Unaudited)	(Unaudited)	(Audited)
Total income from operations	1,255	1,192	1,300	2,447	2,481	5,218
Net Profit for the period before tax	573	506	609	1,079	1,050	2,281
Net Profit for the period after tax	371	629	1,129	1,000	1,407	2,219
Total Comprehensive Income (After tax) for the period	371	639	1,128	1,010	1,391	2,199
Notes: 1. The above is an extract of the detailed format of Quarterly Financial Results filed with the Stock Exchanges under Regulation 33 of the SEBI (Listing Obligations and Disclosure Requirements) Regulations, 2015. The full format of the Quarterly Financial Results are available on the Stock Exchange websites, www.nseindia.com and www.bseindia.com and on the Company's website www.dxc.com/in/en/about-us/xchanging-solutions-limited-investor-relations .						
<div> <div>By Order of the Board of Directors</div> <div>Nachiket Vibhakar Sukhtankar</div> <div>Managing Director and Chief Executive Officer</div> <div>DIN: 08778377</div> </div>						
Place: Mumbai Date : November 10, 2022						

VOLTAMP TRANSFORMERS LIMITED					
<div> <div>  <div> <div>CIN : L31100GJ1967PLC001437</div> <div>Registered Office : Makarpura, Vadodara - 390014, Gujarat, India.</div> <div>Email : voltamp@voltamptransformers.com Website: www.voltamptransformers.com</div> <div>Phone : +91 265 2642011/12, 3041403/480</div> </div> </div> </div>					
EXTRACT OF STATEMENT OF UNAUDITED FINANCIAL RESULTS FOR THE QUARTER & HALF YEAR ENDED 30 th SEPTEMBER, 2022					
(Rs.in Lakhs)					
Sr. No.	Particulars	Quarter Ended 30/09/2022 (Unaudited)	Half Year Ended 30/09/2022 (Unaudited)	Quarter Ended 30/09/2021 (Unaudited)	Year Ended 31/03/2022 (Audited)
1	Total income from operations (net)	31763.14	58777.63	26319.98	112720.90
2	Net Profit / (Loss) for the period (before Tax, Exceptional and/or Extraordinary items)	5967.82	9310.73	4334.98	17320.72
3	Net Profit / (Loss) for the period before Tax (after Exceptional and/or Extraordinary items)	5967.82	9310.73	4334.98	17320.72
4	Net Profit / (Loss) for the period after tax (after Exceptional and/or Extraordinary items)	4593.51	7261.78	3507.77	13283.79
5	Total Comprehensive Income for the period [Comprising Profit for the period (after tax) and other Comprehensive Income (after tax)]	4606.14	7284.94	3482.14	13328.38
6	Paid up Equity Share Capital (face value of Rs. 10 each)	1011.71	1011.71	1011.71	1011.71
7	Reserves (excluding Revaluation Reserve)				93202.88
8	Earnings Per Share (not annualised)				
	Basic:	45.40	71.78	34.67	131.30
	Diluted:	45.40	71.78	34.67	131.30
Notes: 1) The above unaudited results for quarter and half year ended 30 th September 2022 have been reviewed by the Audit Committee and approved by the Board of Directors at their respective meeting held on Thursday, 10 th November, 2022. 2) The above is an extract of the detailed format of quarter and half year ended 30 th September 2022 Financial Results filed with the Stock Exchanges under Regulation 33 of the SEBI (Listing and Other Disclosure Requirements) Regulations, 2015. The full format of the Quarterly / Half yearly Financial Results are available on the Company's website at www.voltamptransformers.com and on the website of the Stock Exchanges at www.bseindia.com and www.nseindia.com .					
<div> <div>For and on behalf of Board of Directors</div> <div>FOR VOLTAMP TRANSFORMERS LIMITED</div> <div>KUNJAL. L. PATEL</div> <div>VICE CHAIRMAN & MANAGING DIRECTOR</div> </div>					
Place : Vadodara Date : 10 th November, 2022					

MULTIBASE INDIA LIMITED							
<div> <div>  <div> <div>Regd. Off & Factory Site: 74/5-6, Daman Industrial Estate, Kadaiya Village, Nani Daman - 396 210 (Union Territory) • Phone: (0260) 6614400 • Fax : (0260) 2221578; • Website: www.multibaseindia.com</div> <div>• E-mail: compliance.officer@multibaseindia.com • CIN: L01122DD1991PLC002959</div> </div> </div> </div>							
STATEMENT OF UNAUDITED FINANCIAL RESULTS FOR THE QUARTER AND HALF YEAR ENDED SEPTEMBER 30, 2022							
(₹ in lakhs)							
Sr. No.	Particular	Quarter ended September 30, 2022 (Unaudited)	Quarter ended June 30, 2022 (Unaudited)	Quarter ended September 30, 2021 (Unaudited)	Half year ended September 30, 2022 (Unaudited)	Half year ended September 30, 2021 (Unaudited)	Year ended March 31, 2022 (Audited)
1	Total Income from Operations	1,898.26	1,819.97	1,494.11	3,718.23	2,986.38	6,248.39
2	Net Profit / (Loss) for the period (before Tax, Exceptional and/or Extraordinary items#)	216.64	182.97	178.21	399.61	370.53	862.78
3	Net Profit / (Loss) for the period before tax (after Exceptional and/or Extraordinary items#)	216.64	182.97	178.21	399.61	370.53	862.78
4	Net Profit / (Loss) for the period after tax (after Exceptional and/or Extraordinary items#)	158.00	137.09	132.44	295.09	276.35	633.93
5	Total Comprehensive Income (Comprising Profit/ (Loss) after tax and Other Comprehensive Income after tax)	157.51	136.60	132.77	294.12	277.02	631.98
6	Equity Share Capital (Face value of share : ₹10/-)	1,262.00	1,262.00	1,262.00	1,262.00	1,262.00	1,262.00
7	Other Equity	0.00	0.00	0.00	0.00	0.00	0.00
8	Earnings per equity share in ₹						
	(i) Basic:	1.25	1.09	1.05	2.34	2.19	5.02
	(ii) Diluted:	1.25	1.09	1.05	2.34	2.19	5.02
Notes: 1. The above is an extract of the detailed format of Unaudited financial results filed with the Stock Exchanges under Regulation 33 of SEBI (Listing Obligations and Disclosure Requirements) Regulation, 2015. The full format of the financial results for the quarter and half year ended September 30, 2022 are available on the Stock Exchange Website (www.bseindia.com) and on Company's website (www.multibaseindia.com)							
<div> <div>On behalf of Board</div> <div>Sd/-</div> <div>Deepak Dhanak</div> <div>(Managing Director)</div> <div>DIN: 03157491</div> </div>							
Place: Mumbai Date: November 10, 2022							

FINE ORGANIC INDUSTRIES LIMITED						
<div> <div>Reg Off: Fine House, Anandji street, off M G Road, Ghatkopar (East), Mumbai - 400 077. CIN: L24119MH2002PLC136003</div> <div>Email: info@fineorganics.com Web: www.fineorganics.com Tel.: +91 (022) 21025000, Fax: +91 (022) 21028999</div> </div>						
Extract of Standalone and Consolidated Results for the Quarter and Six months period ended 30 th September, 2022						
(₹ in Lakhs)						
Sr. No.	Particulars	Standalone		Consolidated		
		Quarter ended 30 th Sept. 2022 (Unaudited)	Six months ended 30 th Sept. 2022 (Unaudited)	Quarter ended 30 th Sept. 2021 (Unaudited)	Quarter ended 30 th Sept. 2022 (Unaudited)	Six months ended 30 th Sept. 2022 (Unaudited)
1	Total Income from Operations	82,809.41	1,58,067.57	42,955.14	91,916.90	1,66,690.55
2	Net Profit / (Loss) for the period (before Tax, Exceptional and/or Extraordinary items)	22,032.02	43,023.71	6,809.43	26,036.93	47,908.93
3	Net Profit / (Loss) for the period before Tax (after Exceptional and/or Extraordinary items)	22,032.02	43,023.71	6,809.43	26,036.93	47,908.93
4	Net Profit / (Loss) for the period after Tax (after Exceptional and/or Extraordinary items)	16,399.61	32,127.27	4,996.63	20,262.82	36,242.65
5	Total Comprehensive Income for the period [Comprising Profit / (Loss) for the period (after Tax) and Other Comprehensive Income (after Tax)]	16,442.24	32,173.37	5,004.09	20,305.45	36,288.75
6	Paid up Equity Share Capital (face value ₹ 5 each)	1,533.00	1,533.00	1,533.00	1,533.00	1,533.00
7	Earnings per equity share (face value of ₹ 5 each) for continuing and discontinued operations					
	1. Basic: ₹ (not annualised)	53.49	104.79	16.30	66.09	118.21
	2. Diluted: ₹ (not annualised)	53.49	104.79	16.30	66.09	118.21
Notes: a. The above results have been reviewed by Audit Committee and approved by the Board of Directors in its meeting held on 10 th November 2022 . b. The above is an extract of the detailed format of Statement of Standalone and consolidated unaudited Financial Results filed with the Stock Exchanges under Regulation 33 of the SEBI (Listing Obligations and disclosure Requirements) Regulations, 2015. The detailed Financial Results and this extract were reviewed by the Audit Committee and approved by the Board of Directors of the Company at the meeting held on 10 th November 2022. The full format of the Statement of Standalone and consolidated unaudited Financial Results are available on the Company's website (www.fineorganics.com) and on the websites of National Stock exchange of India Limited (www.nseindia.com), BSE Limited (www.bseindia.com).						
<div> <div>For and on behalf of the Board of Directors</div> <div>(Mukesh Shah)</div> <div>Chairman and Managing Director</div> <div>DIN : 00106799</div> </div>						
Place : Mumbai Date : 10 th November, 2022						


CyberMedia

CYBER MEDIA (INDIA) LIMITED

CIN : L92114DL1982PLC014334

Registered Office: D-74, Panchsheel Enclave, New Delhi - 110 017, Tel. 011-26491320

Corporate Office: Cyber House, B-35, Sector-32, Gurugram, Haryana - 122 001, Tel. 0124-4822222

Website: www.cybermedia.co.in; Email: investorcare@cybermedia.co.in

Unaudited Consolidated Financial Results for the Quarter & Half Year Ended 30th September 2022

(Rupees in Lakhs)

Sl. No	Particulars	Quarter Ended			Half Year Ended		Year Ended
		Sep-22 (Unaudited)	Jun-22 (Unaudited)	Sep-21 (Unaudited)	Sep-22 (Unaudited)	Sep-21 (Unaudited)	Mar-22 (Audited)
1	Total income from operations (net)	1,885.95	1,703.99	1,390.51	3,589.94	2,700.84	7,156.88
2	Net profit/(loss) for the period before tax and exceptional items	90.10	77.59	28.90	167.69	43.85	223.23
3	Net profit/(loss) for the period before tax and after exceptional items	90.10	77.59	28.90	167.69	43.85	223.23
4	Net profit/(loss) for the period after tax	62.53	54.34	28.90	116.87	43.85	151.91
5	Total comprehensive income for the period	57.53	53.34	28.90	110.87	43.85	131.19
6	Paid-up equity share capital	1,566.72	1,566.72	1,566.72	1,566.72	1,566.72	1,566.72
7	Other Equity	-	-	-	-	-	2,611.44
8	Earnings per share (Face value per share Rs.10/-each)						
a)	Basic (Rs. per share)	0.37	0.34	0.18	0.85	0.28	0.84
b)	Diluted (Rs. per share)	0.37	0.34	0.18	0.85	0.28	0.84

Notes:

1 The above consolidated financial results were reviewed by the Audit Committee at the meeting held on November 3, 2022 and approved and taken on record by the Board of Directors at the meeting held on November 10, 2022

2 Standalone Information:

Particulars	Quarter Ended			Half Year Ended		Year Ended
	Sep-22 (Unaudited)	Jun-22 (Unaudited)	Sep-21 (Unaudited)	Sep-22 (Unaudited)	Sep-21 (Unaudited)	Mar-22 (Audited)
Total Revenue	543.79	343.43	368.79	887.22	701.04	1,459.03
Profit before tax	22.08	28.39	1.71	50.48	(11.13)	6.08
Profit after tax	22.08	28.39	1.71	50.48	(11.13)	6.08
Other comprehensive income (OCI)	-	-	-	-	-	(14.13)
Total comprehensive income (Net of tax)	22.08	28.39	1.71	50.48	(11.13)	(8.05)

3 The above is an extract of the detailed format of financial results filed with the Stock Exchanges under Regulation 33 of the SEBI (Listing Obligations and Disclosure Requirements) Regulations, 2015. The full format of the standalone and consolidated financial results are available on stock exchanges' website and on Company's website.

4 Figures for the previous corresponding periods have been regrouped, wherever considered necessary.

By Order of the Board of

Cyber Media (India) Limited

Sd/-


Pradeep Gupta


Chairman and Managing Director


DIN 00007520


Place: New Delhi


Date: November 10, 2022

































KENNAMETAL INDIA LIMITED									
<div>  <div> <div>CIN : L27109KA1964PLC001546</div> <div>Registered Office: 8/9th Mile, Tumkur Road, Bengaluru-560 073 Ph: +91 80 43281 444/215, Fax: +91 80 43281137</div> <div>Email: in.investorrelation@kennametal.com, Website: www.kennametal.com/kennametalindia</div> </div> </div>									
EXTRACT OF THE STANDALONE & CONSOLIDATED UNAUDITED FINANCIAL RESULTS FOR THE QUARTER ENDED 30TH SEPTEMBER 2022									
(All amounts in ₹ millions, except per share data unless otherwise stated)									
Sl. No.	Particulars	Standalone				Consolidated			
		Quarter Ended		Year Ended		Quarter Ended		Year Ended	
		30.09.2022	30.06.2022	30.09.2021	30.06.2022	30.09.2022	30.06.2022	30.09.2021	30.06.2022
		(Un-audited)	(Audited)	(Un-audited)	(Audited)	(Un-audited)	(Audited)	(Un-audited)	(Audited)
1	Total income from operations	2,684	2,704	2,392	9,997	2,685	2,705	2,393	10,001
2	Net profit for the period (before tax, exceptional and/or extraordinary items)	390	383	378	1,530	391	382	378	1,526
3	Net profit for the period before tax (after exceptional and/or extraordinary items)	390	383	378	1,530	391	382	378	1,526
4	Net profit for the period after tax (after exceptional and/or extraordinary items)	314	283	283	1,145	315	281	283	1,141
5	Total comprehensive income for the period [comprising profit/(loss) for the period (after tax) and other comprehensive income (after tax)]	314	274	283	1,133	315	272	283	1,130
6	Paid-up equity share capital	220	220	220	220	220	220	220	220
7	Reserves	-	-	-	6,124	-	-	-	6,243
8	Earnings Per Share (EPS)	14.31	12.85	12.89	52.11	14.33	12.81	12.88	51.94
	Basic and Diluted (₹) (Face Value of ₹ 10/- each)	14.31	12.85	12.89	52.11	14.33	12.81	12.88	51.94
Notes: 1. In terms of Regulation 33 of SEBI (Listing Obligations and Disclosure Requirements) Regulations 2015, the aforesaid extract of unaudited financial results ("financial results") for the quarter ended September 30, 2022 of the Company have been reviewed by the Audit Committee and approved by the Board of Directors at their meeting held on November 10, 2022. The aforesaid financial results for the quarter ended September 30, 2022 have been reviewed by the statutory auditors of the Company. 2. The above is an extract of the detailed format of Financial Results filed with the Stock Exchange under Regulation 33 of the SEBI (Listing Obligations and Disclosure Requirements) Regulations, 2015. The full format of the Financial Results are available on the Stock Exchange website (www.bseindia.com) and on the Company's website (www.kennametal.com/kennametalindia).									
<div> <div>For and on behalf of the Board of Directors</div> <div> <div>Kennametal India Limited</div> <div>Sd/-</div> <div>Vijaykrishnan Venkatesan</div> <div>Managing Director</div> <div>DIN: 07901688</div> </div> </div>									
Place: Bengaluru Date: 10th November 2022									

Xchanging Solutions Limited						
<div> <div>Registered Office : Kalyani Tech Park - Survey No 1, 6 & 24 Kundanhalli Village, K R Puram Hobli, Bengaluru – 560 066, Karnataka, India</div> <div>CIN: L72200KA2002PLC030072</div> <div>Tel.: +91 80 4364 0000</div> <div>Email: compliance@xchanging.com Website: www.dxc.com</div> </div>						
<div>  </div>						
Extract of unaudited consolidated financial results for the quarter and six months ended 30/09/2022						
(Rs. in lakhs except for per share data)						
Particulars	Quarter ended 30/09/2022	Quarter ended 30/06/2022	Corresponding quarter ended 30/09/2021	For the six Months ended 30/09/2022	For the six Months ended 30/09/2021	Year ended 31/03/2022
	(Unaudited)	(Unaudited)	(Unaudited)	(Unaudited)	(Unaudited)	(Audited)
Total income from operations	4,653	4,581	4,391	9,234	9,075	18,284
Net Profit for the period before tax	1,659	1,653	1,462	3,312	2,918	6,087
Net Profit for the period after tax	1,200	1,496	1,881	2,696	2,943	5,257
Total Comprehensive Income (After tax) for the period	1,610	2,183	1,749	3,793	3,116	5,776
Paid up equity share capital (Face value per share Rs.10/-, fully paid)	11,140	11,140	11,140	11,140	11,140	11,140
Other Equity (excluding Revaluation Reserve)	-	-	-	53,998	47,545	50,205
Earnings per Equity Share (Face value of Rs.10 each) (not annualised for the quarters)						
Basic- In Rs.	1.08	1.34	1.69	2.42	2.64	4.72
Diluted- In Rs.	1.08	1.34	1.69	2.42	2.64	4.72
Key numbers of Standalone Financial Results						
(Rs. in lakhs)						
Particulars	Quarter ended 30/09/2022	Quarter ended 30/06/2022	Corresponding quarter ended 30/09/2021	For the six Months ended 30/09/2022	For the six Months ended 30/09/2021	Year ended 31/03/2022
	(Unaudited)	(Unaudited)	(Unaudited)	(Unaudited)	(Unaudited)	(Audited)
Total income from operations	1,255	1,192	1,300	2,447	2,481	5,218
Net Profit for the period before tax	573	506	609	1,079	1,050	2,281
Net Profit for the period after tax	371	629	1,129	1,000	1,407	2,219
Total Comprehensive Income (After tax) for the period	371	639	1,128	1,010	1,391	2,199
Notes: 1. The above is an extract of the detailed format of Quarterly Financial Results filed with the Stock Exchanges under Regulation 33 of the SEBI (Listing Obligations and Disclosure Requirements) Regulations, 2015. The full format of the Quarterly Financial Results are available on the Stock Exchange websites, www.nseindia.com and www.bseindia.com and on the Company's website www.dxc.com/in/en/about-us/xchanging-solutions-limited-investor-relations .						
<div> <div>By Order of the Board of Directors</div> <div> <div>Nachiket Vibhakar Sukhtankar</div> <div>Managing Director and Chief Executive Officer</div> <div>DIN: 08778377</div> </div> </div>						
Place: Mumbai Date : November 10, 2022						

VOLTAMP TRANSFORMERS LIMITED					
<div> <div>  </div> <div> <div>CIN : L31100GJ1967PLC001437</div> <div>Registered Office : Makarpura, Vadodara - 390014, Gujarat, India.</div> <div>Email : voltamp@voltamptransformers.com Website: www.voltamptransformers.com</div> <div>Phone : +91 265 2642011/12, 3041403/480</div> </div> </div>					
EXTRACT OF STATEMENT OF UNAUDITED FINANCIAL RESULTS FOR THE QUARTER & HALF YEAR ENDED 30 th SEPTEMBER, 2022					
(Rs.in Lakhs)					
Sr. No.	Particulars	Quarter Ended 30/09/2022 (Unaudited)	Half Year Ended 30/09/2022 (Unaudited)	Quarter Ended 30/09/2021 (Unaudited)	Year Ended 31/03/2022 (Audited)
1	Total income from operations (net)	31763.14	58777.63	26319.98	112720.90
2	Net Profit / (Loss) for the period (before Tax, Exceptional and/or Extraordinary items)	5967.82	9310.73	4334.98	17320.72
3	Net Profit / (Loss) for the period before Tax (after Exceptional and/or Extraordinary items)	5967.82	9310.73	4334.98	17320.72
4	Net Profit / (Loss) for the period after tax (after Exceptional and/or Extraordinary items)	4593.51	7261.78	3507.77	13283.79
5	Total Comprehensive Income for the period [Comprising Profit for the period (after tax) and other Comprehensive Income (after tax)]	4606.14	7284.94	3482.14	13328.38
6	Paid up Equity Share Capital (face value of Rs. 10 each)	1011.71	1011.71	1011.71	1011.71
7	Reserves (excluding Revaluation Reserve)				93202.88
8	Earnings Per Share (not annualised)				
	Basic:	45.40	71.78	34.67	131.30
	Diluted:	45.40	71.78	34.67	131.30
Notes: 1) The above unaudited results for quarter and half year ended 30 th September 2022 have been reviewed by the Audit Committee and approved by the Board of Directors at their respective meeting held on Thursday, 10 th November, 2022. 2) The above is an extract of the detailed format of quarter and half year ended 30 th September 2022 Financial Results filed with the Stock Exchanges under Regulation 33 of the SEBI (Listing and Other Disclosure Requirements) Regulations, 2015. The full format of the Quarterly / Half yearly Financial Results are available on the Company's website at www.voltamptransformers.com and on the website of the Stock Exchanges at www.bseindia.com and www.nseindia.com .					
<div> <div>For and on behalf of Board of Directors</div> <div> <div>FOR VOLTAMP TRANSFORMERS LIMITED</div> <div>KUNJAL. L. PATEL</div> <div>VICE CHAIRMAN & MANAGING DIRECTOR</div> </div> </div>					
Place : Vadodara Date : 10 th November, 2022					

MULTIBASE INDIA LIMITED							
<div> <div>  </div> <div> <div>Regd. Off & Factory Site: 74/5-6, Daman Industrial Estate, Kadaiya Village, Nani Daman - 396 210 (Union Territory) • Phone: (0260) 6614400 • Fax : (0260) 2221578; • Website: www.multibaseindia.com</div> <div>• E-mail: compliance.officer@multibaseindia.com • CIN: L01122DD1991PLC002959</div> </div> </div>							
STATEMENT OF UNAUDITED FINANCIAL RESULTS FOR THE QUARTER AND HALF YEAR ENDED SEPTEMBER 30, 2022							
(₹ in lakhs)							
Sr. No.	Particular	Quarter ended September 30, 2022 (Unaudited)	Quarter ended June 30, 2022 (Unaudited)	Quarter ended September 30, 2021 (Unaudited)	Half year ended September 30, 2022 (Unaudited)	Half year ended September 30, 2021 (Unaudited)	Year ended March 31, 2022 (Audited)
1	Total Income from Operations	1,898.26	1,819.97	1,494.11	3,718.23	2,986.38	6,248.39
2	Net Profit / (Loss) for the period (before Tax, Exceptional and/or Extraordinary items#)	216.64	182.97	178.21	399.61	370.53	862.78
3	Net Profit / (Loss) for the period before tax (after Exceptional and/or Extraordinary items#)	216.64	182.97	178.21	399.61	370.53	862.78
4	Net Profit / (Loss) for the period after tax (after Exceptional and/or Extraordinary items#)	158.00	137.09	132.44	295.09	276.35	633.93
5	Total Comprehensive Income (Comprising Profit/ (Loss) after tax and Other Comprehensive Income after tax)	157.51	136.60	132.77	294.12	277.02	631.98
6	Equity Share Capital (Face value of share : ₹10/-)	1,262.00	1,262.00	1,262.00	1,262.00	1,262.00	1,262.00
7	Other Equity	0.00	0.00	0.00	0.00	0.00	0.00
8	Earnings per equity share in ₹						
	(i) Basic:	1.25	1.09	1.05	2.34	2.19	5.02
	(ii) Diluted:	1.25	1.09	1.05	2.34	2.19	5.02
Notes: 1. The above is an extract of the detailed format of Unaudited financial results filed with the Stock Exchanges under Regulation 33 of SEBI (Listing Obligations and Disclosure Requirements) Regulation, 2015. The full format of the financial results for the quarter and half year ended September 30, 2022 are available on the Stock Exchange Website (www.bseindia.com) and on Company's website (www.multibaseindia.com)							
<div> <div>On behalf of Board</div> <div> <div>Sd/-</div> <div>Deepak Dhanak</div> <div>(Managing Director)</div> <div>DIN: 03157491</div> </div> </div>							
Place: Mumbai Date: November 10, 2022							

FINE ORGANIC INDUSTRIES LIMITED						
<div> <div>Reg Off: Fine House, Anandji street, off M G Road, Ghatkopar (East), Mumbai - 400 077. CIN: L24119MH2002PLC136003</div> <div>Email: info@fineorganics.com Web: www.fineorganics.com Tel.: +91 (022) 21025000, Fax: +91 (022) 21028999</div> </div>						
Extract of Standalone and Consolidated Results for the Quarter and Six months period ended 30 th September, 2022						
(₹ in Lakhs)						
Sr. No.	Particulars	Standalone		Consolidated		
		Quarter ended 30 th Sept. 2022 (Unaudited)	Six months ended 30 th Sept. 2022 (Unaudited)	Quarter ended 30 th Sept. 2021 (Unaudited)	Quarter ended 30 th Sept. 2022 (Unaudited)	Six months ended 30 th Sept. 2022 (Unaudited)
1	Total Income from Operations	82,809.41	1,58,067.57	42,955.14	91,916.90	1,66,690.55
2	Net Profit / (Loss) for the period (before Tax, Exceptional and/or Extraordinary items)	22,032.02	43,023.71	6,809.43	26,036.93	47,908.93
3	Net Profit / (Loss) for the period before Tax (after Exceptional and/or Extraordinary items)	22,032.02	43,023.71	6,809.43	26,036.93	47,908.93
4	Net Profit / (Loss) for the period after Tax (after Exceptional and/or Extraordinary items)	16,399.61	32,127.27	4,996.63	20,262.82	36,242.65
5	Total Comprehensive Income for the period [Comprising Profit / (Loss) for the period (after Tax) and Other Comprehensive Income (after Tax)]	16,442.24	32,173.37	5,004.09	20,305.45	36,288.75
6	Paid up Equity Share Capital (face value ₹ 5 each)	1,533.00	1,533.00	1,533.00	1,533.00	1,533.00
7	Earnings per equity share (face value of ₹ 5 each) for continuing and discontinued operations					
	1. Basic: ₹ (not annualised)	53.49	104.79	16.30	66.09	118.21
	2. Diluted: ₹ (not annualised)	53.49	104.79	16.30	66.09	118.21
Notes: a. The above results have been reviewed by Audit Committee and approved by the Board of Directors in its meeting held on 10 th November 2022 . b. The above is an extract of the detailed format of Statement of Standalone and consolidated unaudited Financial Results filed with the Stock Exchanges under Regulation 33 of the SEBI (Listing Obligations and disclosure Requirements) Regulations, 2015. The detailed Financial Results and this extract were reviewed by the Audit Committee and approved by the Board of Directors of the Company at the meeting held on 10 th November 2022. The full format of the Statement of Standalone and consolidated unaudited Financial Results are available on the Company's website (www.fineorganics.com) and on the websites of National Stock exchange of India Limited (www.nseindia.com), BSE Limited (www.bseindia.com).						
<div> <div>For and on behalf of the Board of Directors</div> <div> <div>(Mukesh Shah)</div> <div>Chairman and Managing Director</div> <div>DIN : 00106799</div> </div> </div>						
Place : Mumbai Date : 10 th November, 2022						


CyberMedia

CYBER MEDIA (INDIA) LIMITED

CIN : L92114DL1982PLC014334

Registered Office: D-74, Panchsheel Enclave, New Delhi - 110 017, Tel. 011-26491320

Corporate Office: Cyber House, B-35, Sector-32, Gurugram, Haryana - 122 001, Tel. 0124-4822222

Website: www.cybermedia.co.in; Email: investorcare@cybermedia.co.in

Unaudited Consolidated Financial Results for the Quarter & Half Year Ended 30th September 2022

(Rupees in Lakhs)

Sl. No	Particulars	Quarter Ended			Half Year Ended		Year Ended
		Sep-22 (Unaudited)	Jun-22 (Unaudited)	Sep-21 (Unaudited)	Sep-22 (Unaudited)	Sep-21 (Unaudited)	Mar-22 (Audited)
1	Total income from operations (net)	1,885.95	1,703.99	1,390.51	3,589.94	2,700.84	7,156.88
2	Net profit/(loss) for the period before tax and exceptional items	90.10	77.59	28.90	167.69	43.85	223.23
3	Net profit/(loss) for the period before tax and after exceptional items	90.10	77.59	28.90	167.69	43.85	223.23
4	Net profit/(loss) for the period after tax	62.53	54.34	28.90	116.87	43.85	151.91
5	Total comprehensive income for the period	57.53	53.34	28.90	110.87	43.85	131.19
6	Paid-up equity share capital	1,566.72	1,566.72	1,566.72	1,566.72	1,566.72	1,566.72
7	Other Equity	-	-	-	-	-	2,611.44
8	Earnings per share (Face value per share Rs.10/-each)						
	a) Basic (Rs. per share)	0.37	0.34	0.18	0.85	0.28	0.84
	b) Diluted (Rs. per share)	0.37	0.34	0.18	0.85	0.28	0.84

Notes:

1 The above consolidated financial results were reviewed by the Audit Committee at the meeting held on November 3, 2022 and approved and taken on record by the Board of Directors at the meeting held on November 10, 2022.

2 Standalone Information:

Particulars	Quarter Ended			Half Year Ended		Year Ended
	Sep-22 (Unaudited)	Jun-22 (Unaudited)	Sep-21 (Unaudited)	Sep-22 (Unaudited)	Sep-21 (Unaudited)	Mar-22 (Audited)
Total Revenue	543.79	343.43	368.79	887.22	701.04	1,459.03
Profit before tax	22.08	28.39	1.71	50.48	(11.13)	6.08
Profit after tax	22.08	28.39	1.71	50.48	(11.13)	6.08
Other comprehensive income (OCI)	-	-	-	-	-	(14.13)
Total comprehensive income (Net of tax)	22.08	28.39	1.71	50.48	(11.13)	(8.05)

3 The above is an extract of the detailed format of financial results filed with the Stock Exchanges under Regulation 33 of the SEBI (Listing Obligations and Disclosure Requirements) Regulations, 2015. The full format of the standalone and consolidated financial results are available on stock exchanges' website and on Company's website.


4 Figures for the previous corresponding periods have been regrouped, wherever considered necessary.


By Order of the Board of
Cyber Media (India) Limited
Sd/-


Pradeep Gupta
Chairman and Managing Director
DIN 00007520


Place: New Delhi


Date: November 10, 2022





























**KENNAMETAL INDIA LIMITED**

CIN : L27109KA1964PLC001546

Registered Office: 8/9th Mile, Tumkur Road, Bengaluru-560 073 Ph: +91 80 43281 444/215, Fax: +91 80 43281137
Email: in.investorrelation@kennametal.com, Website: www.kennametal.com/kennametalindia**EXTRACT OF THE STANDALONE & CONSOLIDATED UNAUDITED FINANCIAL RESULTS FOR THE QUARTER ENDED 30TH SEPTEMBER 2022**

(All amounts in ₹ millions, except per share data unless otherwise stated)

Sl. No.	Particulars	Standalone				Consolidated			
		Quarter Ended		Year Ended		Quarter Ended		Year Ended	
		30.09.2022	30.06.2022	30.09.2021	30.06.2022	30.09.2022	30.06.2022	30.09.2021	30.06.2022
		(Un-audited)	(Audited)	(Un-audited)	(Audited)	(Un-audited)	(Audited)	(Un-audited)	(Audited)
1	Total income from operations	2,684	2,704	2,392	9,997	2,685	2,705	2,393	10,001
2	Net profit for the period (before tax, exceptional and/or extraordinary items)	390	383	378	1,530	391	382	378	1,526
3	Net profit for the period before tax (after exceptional and/or extraordinary items)	390	383	378	1,530	391	382	378	1,526
4	Net profit for the period after tax (after exceptional and/or extraordinary items)	314	283	283	1,145	315	281	283	1,141
5	Total comprehensive income for the period (comprising profit/(loss) for the period (after tax) and other comprehensive income (after tax))	314	274	283	1,133	315	272	283	1,130
6	Paid-up equity share capital	220	220	220	220	220	220	220	220
7	Reserves	-	-	-	6,124	-	-	-	6,243
8	Earnings Per Share (EPS)	14.31	12.85	12.89	52.11	14.33	12.81	12.88	51.94
	Basic and Diluted (₹) (Face Value of ₹ 10/- each)	14.31	12.85	12.89	52.11	14.33	12.81	12.88	51.94

Notes:

- In terms of Regulation 33 of SEBI (Listing Obligations and Disclosure Requirements) Regulations 2015, the aforesaid extract of unaudited financial results ("financial results") for the quarter ended September 30, 2022 of the Company have been reviewed by the Audit Committee and approved by the Board of Directors at their meeting held on November 10, 2022. The aforesaid financial results for the quarter ended September 30, 2022 have been reviewed by the statutory auditors of the Company.
- The above is an extract of the detailed format of Financial Results filed with the Stock Exchange under Regulation 33 of the SEBI (Listing Obligations and Disclosure Requirements) Regulations, 2015. The full format of the Financial Results are available on the Stock Exchange website (www.bseindia.com) and on the Company's website (www.kennametal.com/kennametalindia).

For and on behalf of the Board of Directors
Kennametal India Limited

Sd/-

Vijaykrishnan Venkatesan
Managing Director
DIN: 07901688Place: Bengaluru
Date: 10th November 2022**Xchanging Solutions Limited**Registered Office : Kalyani Tech Park - Survey No 1, 6 & 24
Kundanhalli Village, K R Puram Hobli, Bengaluru - 560 066, Karnataka, India
CIN: L72200KA2002PLC030072
Tel.: +91 80 4364 0000
Email: compliance@xchanging.com Website: www.dxc.com**Extract of unaudited consolidated financial results for the quarter and six months ended 30/09/2022**

(Rs. in lakhs except for per share data)

Particulars	Quarter ended 30/09/2022	Quarter ended 30/06/2022	Corresponding quarter ended 30/09/2021	For the six Months ended 30/09/2022	For the six Months ended 30/09/2021	Year ended 31/03/2022
	(Unaudited)	(Unaudited)	(Unaudited)	(Unaudited)	(Unaudited)	(Audited)
Total income from operations	4,653	4,581	4,391	9,234	9,075	18,284
Net Profit for the period before tax	1,659	1,653	1,462	3,312	2,918	6,087
Net Profit for the period after tax	1,200	1,496	1,881	2,696	2,943	5,257
Total Comprehensive Income (After tax) for the period	1,610	2,183	1,749	3,793	3,116	5,776
Paid up equity share capital (Face value per share Rs 10/-, fully paid)	11,140	11,140	11,140	11,140	11,140	11,140
Other Equity (excluding Revaluation Reserve)	-	-	-	53,998	47,545	50,205
Earnings per Equity Share (Face value of Rs.10 each) (not annualised for the quarters)						
Basic- In Rs.	1.08	1.34	1.69	2.42	2.64	4.72
Diluted- In Rs.	1.08	1.34	1.69	2.42	2.64	4.72

Key numbers of Standalone Financial Results

(Rs. in lakhs)

Particulars	Quarter ended 30/09/2022	Quarter ended 30/06/2022	Corresponding quarter ended 30/09/2021	For the six Months ended 30/09/2022	For the six Months ended 30/09/2021	Year ended 31/03/2022
	(Unaudited)	(Unaudited)	(Unaudited)	(Unaudited)	(Unaudited)	(Audited)
Total income from operations	1,255	1,192	1,300	2,447	2,481	5,218
Net Profit for the period before tax	573	506	609	1,079	1,050	2,281
Net Profit for the period after tax	371	629	1,129	1,000	1,407	2,219
Total Comprehensive Income (After tax) for the period	371	639	1,128	1,010	1,391	2,199

Notes:

- The above is an extract of the detailed format of Quarterly Financial Results filed with the Stock Exchanges under Regulation 33 of the SEBI (Listing Obligations and Disclosure Requirements) Regulations, 2015. The full format of the Quarterly Financial Results are available on the Stock Exchange websites, www.nseindia.com and www.bseindia.com and on the Company's website www.dxc.com/in/en/about-us/xchanging-solutions-limited-investor-relations.

By Order of the Board of Directors

Nachiket Vibhakar Sukhtankar
Managing Director and Chief Executive Officer
DIN: 08778377Place: Mumbai
Date : November 10, 2022**VOLTAMP TRANSFORMERS LIMITED**

CIN : L31100GJ1967PLC001437

Registered Office : Makarpura, Vadodara - 390014, Gujarat, India.

Email : voltamp@voltamptransformers.com Website: www.voltamptransformers.com

Phone : +91 265 2642011/12, 3041403/480

EXTRACT OF STATEMENT OF UNAUDITED FINANCIAL RESULTS FOR THE QUARTER & HALF YEAR ENDED 30th SEPTEMBER, 2022

(Rs.in Lakhs)

Sr. No.	Particulars	Quarter Ended 30/09/2022 (Unaudited)	Half Year Ended 30/09/2022 (Unaudited)	Quarter Ended 30/09/2021 (Unaudited)	Year Ended 31/03/2022 (Audited)
1	Total income from operations (net)	31763.14	58777.63	26319.98	112720.90
2	Net Profit / (Loss) for the period (before Tax, Exceptional and/or Extraordinary items)	5967.82	9310.73	4334.98	17320.72
3	Net Profit / (Loss) for the period before Tax (after Exceptional and/or Extraordinary items)	5967.82	9310.73	4334.98	17320.72
4	Net Profit / (Loss) for the period after tax (after Exceptional and/or Extraordinary items)	4593.51	7261.78	3507.77	13283.79
5	Total Comprehensive Income for the period [Comprising Profit for the period (after tax) and other Comprehensive Income (after tax)]	4606.14	7284.94	3482.14	13328.38
6	Paid up Equity Share Capital (face value of Rs. 10 each)	1011.71	1011.71	1011.71	1011.71
7	Reserves (excluding Revaluation Reserve)				93202.88
8	Earnings Per Share (not annualised)				
	Basic:	45.40	71.78	34.67	131.30
	Diluted:	45.40	71.78	34.67	131.30

Notes:

- The above unaudited results for quarter and half year ended 30th September 2022 have been reviewed by the Audit Committee and approved by the Board of Directors at their respective meeting held on Thursday, 10th November, 2022.
- The above is an extract of the detailed format of quarter and half year ended 30th September 2022 Financial Results filed with the Stock Exchanges under Regulation 33 of the SEBI (Listing and Other Disclosure Requirements) Regulations, 2015. The full format of the Quarterly / Half yearly Financial Results are available on the Company's website at www.voltamptransformers.com and on the website of the Stock Exchanges at www.bseindia.com and www.nseindia.com.

For and on behalf of Board of Directors
FOR VOLTAMP TRANSFORMERS LIMITED

KUNJAL L. PATEL

VICE CHAIRMAN & MANAGING DIRECTOR

Place : Vadodara
Date : 10th November, 2022**MULTIBASE INDIA LIMITED**

Regd. Off & Factory Site: 74/5-6, Daman Industrial Estate, Kadaiya Village, Nani Daman - 396 210 (Union Territory) • Phone: (0260) 6614400 • Fax : (0260) 2211578; • Website: www.multibaseindia.com • E-mail: compliance.officer@multibaseindia.com • CIN: L01122DD1991PLC002959

STATEMENT OF UNAUDITED FINANCIAL RESULTS FOR THE QUARTER AND HALF YEAR ENDED SEPTEMBER 30, 2022

(₹ in lakhs)

Sr. No.	Particular	Quarter ended September 30, 2022 (Unaudited)	Quarter ended June 30, 2022 (Unaudited)	Quarter ended September 30, 2021 (Unaudited)	Half year ended September 30, 2022 (Unaudited)	Half year ended September 30, 2021 (Unaudited)	Year ended March 31, 2022 (Audited)
1	Total Income from Operations	1,898.26	1,819.97	1,494.11	3,718.23	2,986.38	6,248.39
2	Net Profit / (Loss) for the period (before Tax, Exceptional and/or Extraordinary items#)	216.64	182.97	178.21	399.61	370.53	862.78
3	Net Profit / (Loss) for the period before tax (after Exceptional and/or Extraordinary items#)	216.64	182.97	178.21	399.61	370.53	862.78
4	Net Profit / (Loss) for the period after tax (after Exceptional and/or Extraordinary items#)	158.00	137.09	132.44	295.09	276.35	633.93
5	Total Comprehensive Income (Comprising Profit/ (Loss) after tax and Other Comprehensive Income after tax)	157.51	136.60	132.77	294.12	277.02	631.98
6	Equity Share Capital (Face value of share : ₹10/-)	1,262.00	1,262.00	1,262.00	1,262.00	1,262.00	1,262.00
7	Other Equity	0.00	0.00	0.00	0.00	0.00	0.00
8	Earnings per equity share in ₹						
	(i) Basic:	1.25	1.09	1.05	2.34	2.19	5.02
	(ii) Diluted:	1.25	1.09	1.05	2.34	2.19	5.02

Notes:

- The above is an extract of the detailed format of Unaudited financial results filed with the Stock Exchanges under Regulation 33 of SEBI (Listing Obligations and Disclosure Requirements) Regulation, 2015. The full format of the financial results for the quarter and half year ended September 30, 2022 are available on the Stock Exchange Website (www.bseindia.com) and on Company's website (www.multibaseindia.com)

On behalf of Board
sd/-
Deepak Dhanak
(Managing Director)
DIN: 03157491Place: Mumbai
Date: November 10, 2022**FINE ORGANIC INDUSTRIES LIMITED**Reg Off: Fine House, Anandji street, off M G Road, Ghatkopar (East), Mumbai - 400 077, CIN: L24119MH2002PLC136003
Email: info@fineorganics.com; Web: www.fineorganics.com; Tel.: +91 (022) 21025000; Fax: +91 (022) 21028699**Extract of Standalone and Consolidated Results for the Quarter and Six months period ended 30th September, 2022**

(₹ in Lakhs)

Sr. No.	Particulars	Standalone			Consolidated		
		Quarter ended 30 th Sept. 2022 (Unaudited)	Six months ended 30 th Sept. 2022 (Unaudited)	Quarter ended 30 th Sept. 2021 (Unaudited)	Quarter ended 30 th Sept. 2022 (Unaudited)	Six months ended 30 th Sept. 2022 (Unaudited)	Quarter ended 30 th Sept. 2021 (Unaudited)
1	Total Income from Operations	82,809.41	1,58,067.57	42,955.14	91,916.90	1,66,690.55	43,839.68
2	Net Profit / (Loss) for the period (before Tax, Exceptional and/or Extraordinary items)	22,032.02	43,023.71	6,809.43	26,036.93	47,908.93	6,798.73
3	Net Profit / (Loss) for the period before Tax (after Exceptional and/or Extraordinary items)	22,032.02	43,023.71	6,809.43	26,036.93	47,908.93	6,798.73
4	Net Profit / (Loss) for the period after Tax (after Exceptional and/or Extraordinary items)	16,399.61	32,127.27	4,996.63	20,262.82	36,242.65	4,987.66
5	Total Comprehensive Income for the period [Comprising Profit / (Loss) for the period (after Tax) and Other Comprehensive Income (after Tax)]	16,442.24	32,173.37	5,004.09	20,305.45	36,288.75	4,995.12
6	Paid up Equity Share Capital (face value ₹ 5 each)	1,533.00	1,533.00	1,533.00	1,533.00	1,533.00	1,533.00
7	Earnings per equity share (face value of ₹ 5 each) for continuing and discontinued operations						
	1. Basic: ₹ (not annualised)	53.49	104.79	16.30	66.09	118.21	16.27
	2. Diluted: ₹ (not annualised)	53.49	104.79	16.30	66.09	118.21	16.27

Notes:

- The above results have been reviewed by Audit Committee and approved by the Board of Directors in its meeting held on 10th November 2022.
- The above is an extract of the detailed format of Statement of Standalone and consolidated unaudited Financial Results filed with the Stock Exchanges under Regulation 33 of the SEBI (Listing Obligations and disclosure Requirements) Regulations, 2015. The detailed Financial Results and this extract were reviewed by the Audit Committee and approved by the Board of Directors of the Company at the meeting held on 10th November 2022. The full format of the Statement of Standalone and consolidated unaudited Financial Results are available on the Company's website (www.fineorganics.com) and on the websites of National Stock exchange of India Limited (www.nseindia.com), BSE Limited (www.bseindia.com).

For and on behalf of the Board of Directors

(Mukesh Shah)
Chairman and Managing Director
DIN : 00106799Place : Mumbai
Date : 10th November, 2022

Adfactors 382

**CYBER MEDIA (INDIA) LIMITED**

CIN : L92114DL1982PLC014334

Registered Office: D-74, Panchsheel Enclave, New Delhi - 110 017, Tel. 011-26491320
Corporate Office: Cyber House, B-35, Sector-32, Gurugram, Haryana - 122 001, Tel. 0124-4822222
Website: www.cybermedia.co.in; Email: investorcare@cybermedia.co.in**Unaudited Consolidated Financial Results for the Quarter & Half Year Ended 30th September 2022**

(Rupees in Lakhs)

Sl. No	Particulars	Quarter Ended			Half Year Ended		Year Ended
		Sep-22 (Unaudited)	Jun-22 (Unaudited)	Sep-21 (Unaudited)	Sep-22 (Unaudited)	Sep-21 (Unaudited)	Mar-22 (Audited)
1	Total income from operations (net)	1,885.95	1,703.99	1,390.51	3,589.94	2,700.84	7,156.88
2	Net profit/(loss) for the period before tax and exceptional items	90.10	77.59	28.90	167.69	43.85	223.23
3	Net profit/(loss) for the period before tax and after exceptional items	90.10	77.59	28.90	167.69	43.85	223.23
4	Net profit/(loss) for the period after tax	62.53	54.34	28.90	116.87	43.85	151.91
5	Total comprehensive income for the period	57.53	53.34	28.90	110.87	43.85	131.19
6	Paid-up equity share capital	1,566.72	1,566.72	1,566.72	1,566.72	1,566.72	1,566.72
7	Other Equity	-	-	-	-	-	2,611.44
8	Earnings per share (Face value per share Rs.10/-each)						
	a) Basic (Rs. per share)	0.37	0.34	0.18	0.85	0.28	0.84
	b) Diluted (Rs. per share)	0.37	0.34	0.18	0.85	0.28	0.84

Notes:

- The above consolidated financial results were reviewed by the Audit Committee at the meeting held on November 3, 2022 and approved and taken on record by the Board of Directors at the meeting held on November 10, 2022
- Standalone Information:

Particulars	Quarter Ended			Half Year Ended		Year Ended
	Sep-22 (Unaudited)	Jun-22 (Unaudited)	Sep-21 (Unaudited)	Sep-22 (Unaudited)	Sep-21 (Unaudited)	Mar-22 (Audited)
Total Revenue	543.79	343.43	368.79	887.22	701.04	1,459.03
Profit before tax	22.08	28.39	1.71	50.48	(11.13)	6.08
Profit after tax	22.08	28.39	1.71	50.48	(11.13)	6.08
Other comprehensive income (OCI)	-	-	-	-	-	(14.13)
Total comprehensive income (Net of tax)	22.08	28.39	1.71	50.48	(11.13)	(8.05)

- The above is an extract of the detailed format of financial results filed with the Stock Exchanges under Regulation 33 of the SEBI (Listing Obligations and Disclosure Requirements) Regulations, 2015. The full format of the standalone and consolidated financial results are available on stock exchanges' website and on Company's website.
- Figures

**KENNAMETAL INDIA LIMITED**

CIN : L27109KA1964PLC001546

Registered Office: 8/9th Mile, Tumkur Road, Bengaluru-560 073 Ph: +91 80 43281 444/215, Fax: +91 80 43281137
Email: in.investorrelation@kennametal.com, Website: www.kennametal.com/kennametalindia**EXTRACT OF THE STANDALONE & CONSOLIDATED UNAUDITED FINANCIAL RESULTS FOR THE QUARTER ENDED 30TH SEPTEMBER 2022**

(All amounts in ₹ millions, except per share data unless otherwise stated)

Sl. No.	Particulars	Standalone				Consolidated			
		Quarter Ended		Year Ended		Quarter Ended		Year Ended	
		30.09.2022	30.06.2022	30.09.2021	30.06.2022	30.09.2022	30.06.2022	30.09.2021	30.06.2022
		(Un-audited)	(Audited)	(Un-audited)	(Audited)	(Un-audited)	(Audited)	(Un-audited)	(Audited)
1	Total income from operations	2,684	2,704	2,392	9,997	2,685	2,705	2,393	10,001
2	Net profit for the period (before tax, exceptional and/or extraordinary items)	390	383	378	1,530	391	382	378	1,526
3	Net profit for the period before tax (after exceptional and/or extraordinary items)	390	383	378	1,530	391	382	378	1,526
4	Net profit for the period after tax (after exceptional and/or extraordinary items)	314	283	283	1,145	315	281	283	1,141
5	Total comprehensive income for the period (comprising profit/(loss) for the period (after tax) and other comprehensive income (after tax))	314	274	283	1,133	315	272	283	1,130
6	Paid-up equity share capital	220	220	220	220	220	220	220	220
7	Reserves	-	-	-	6,124	-	-	-	6,243
8	Earnings Per Share (EPS) Basic and Diluted (₹) (Face Value of ₹ 10/- each)	14.31	12.85	12.89	52.11	14.33	12.81	12.88	51.94

Notes:

- In terms of Regulation 33 of SEBI (Listing Obligations and Disclosure Requirements) Regulations 2015, the aforesaid extract of unaudited financial results ("financial results") for the quarter ended September 30, 2022 of the Company have been reviewed by the Audit Committee and approved by the Board of Directors at their meeting held on November 10, 2022. The aforesaid financial results for the quarter ended September 30, 2022 have been reviewed by the statutory auditors of the Company.
- The above is an extract of the detailed format of Financial Results filed with the Stock Exchange under Regulation 33 of the SEBI (Listing Obligations and Disclosure Requirements) Regulations, 2015. The full format of the Financial Results are available on the Stock Exchange website (www.bseindia.com) and on the Company's website (www.kennametal.com/kennametalindia).

For and on behalf of the Board of Directors

Kennametal India Limited

Sd/-

Vijaykrishnan Venkatesan

Managing Director

DIN: 07901688

Place: Bengaluru

Date: 10th November 2022

Xchanging Solutions LimitedRegistered Office : Kalyani Tech Park - Survey No 1, 6 & 24 Kundanahalli Village, K R Puram Hobli, Bengaluru - 560 066, Karnataka, India
CIN: L72200KA2002PLC030072
Tel.: +91 80 4364 0000
Email: compliance@xchanging.com Website: www.dxc.com**Extract of unaudited consolidated financial results for the quarter and six months ended 30/09/2022**

(Rs. in lakhs except for per share data)

Particulars	Quarter ended 30/09/2022	Quarter ended 30/06/2022	Corresponding quarter ended 30/09/2021	For the six Months ended 30/09/2022	For the six Months ended 30/09/2021	Year ended 31/03/2022
	(Unaudited)	(Unaudited)	(Unaudited)	(Unaudited)	(Unaudited)	(Audited)
Total income from operations	4,653	4,581	4,391	9,234	9,075	18,284
Net Profit for the period before tax	1,659	1,653	1,462	3,312	2,918	6,087
Net Profit for the period after tax	1,200	1,496	1,881	2,696	2,943	5,257
Total Comprehensive Income (After tax) for the period	1,610	2,183	1,749	3,793	3,116	5,776
Paid up equity share capital (Face value per share Rs 10/-, fully paid)	11,140	11,140	11,140	11,140	11,140	11,140
Other Equity (excluding Revaluation Reserve)	-	-	-	53,998	47,545	50,205
Earnings per Equity Share (Face value of Rs.10 each) (not annualised for the quarters)						
Basic- In Rs.	1.08	1.34	1.89	2.42	2.64	4.72
Diluted- In Rs.	1.08	1.34	1.89	2.42	2.64	4.72

Key numbers of Standalone Financial Results

(Rs. in lakhs)

Particulars	Quarter ended 30/09/2022	Quarter ended 30/06/2022	Corresponding quarter ended 30/09/2021	For the six Months ended 30/09/2022	For the six Months ended 30/09/2021	Year ended 31/03/2022
	(Unaudited)	(Unaudited)	(Unaudited)	(Unaudited)	(Unaudited)	(Audited)
Total income from operations	1,255	1,192	1,300	2,447	2,481	5,218
Net Profit for the period before tax	573	506	609	1,079	1,050	2,281
Net Profit for the period after tax	371	629	1,129	1,000	1,407	2,219
Total Comprehensive Income (After tax) for the period	371	639	1,128	1,010	1,391	2,199

Notes:


- The above is an extract of the detailed format of Quarterly Financial Results filed with the Stock Exchanges under Regulation 33 of the SEBI (Listing Obligations and Disclosure Requirements) Regulations, 2015. The full format of the Quarterly Financial Results are available on the Stock Exchange websites, www.nseindia.com and www.bseindia.com and on the Company's website www.dxc.com/in/en/about-us/xchanging-solutions-limited-investor-relations.

By Order of the Board of Directors

Nachiket Vibhakar Sukhtankar
Managing Director and Chief Executive Officer
DIN: 08778377

Place: Mumbai

Date : November 10, 2022

**VOLTAMP TRANSFORMERS LIMITED**

CIN : L31100GJ1967PLC001437

Registered Office : Makarpura, Vadodara - 390014, Gujarat, India.

Email : voltamp@voltamptransformers.com Website: www.voltamptransformers.com

Phone : +91 265 2642011/12, 3041403/480

EXTRACT OF STATEMENT OF UNAUDITED FINANCIAL RESULTS FOR THE QUARTER & HALF YEAR ENDED 30th SEPTEMBER, 2022

(Rs.in Lakhs)

Sr. No.	Particulars	Quarter Ended 30/09/2022 (Unaudited)	Half Year Ended 30/09/2022 (Unaudited)	Quarter Ended 30/09/2021 (Unaudited)	Year Ended 31/03/2022 (Audited)
1	Total income from operations (net)	31763.14	58777.63	26319.98	112720.90
2	Net Profit / (Loss) for the period (before Tax, Exceptional and/or Extraordinary items)	5967.82	9310.73	4334.98	17320.72
3	Net Profit / (Loss) for the period before Tax (after Exceptional and/or Extraordinary items)	5967.82	9310.73	4334.98	17320.72
4	Net Profit / (Loss) for the period after tax (after Exceptional and/or Extraordinary items)	4593.51	7261.78	3507.77	13283.79
5	Total Comprehensive Income for the period [Comprising Profit for the period (after tax) and other Comprehensive Income (after tax)]	4606.14	7284.94	3482.14	13328.38
6	Paid up Equity Share Capital (face value of Rs. 10 each)	1011.71	1011.71	1011.71	1011.71
7	Reserves (excluding Revaluation Reserve)				93202.88
8	Earnings Per Share (not annualised)				
	Basic:	45.40	71.78	34.67	131.30
	Diluted:	45.40	71.78	34.67	131.30

Notes:

- The above unaudited results for quarter and half year ended 30th September 2022 have been reviewed by the Audit Committee and approved by the Board of Directors at their respective meeting held on Thursday, 10th November, 2022.
- The above is an extract of the detailed format of quarter and half year ended 30th September 2022 Financial Results filed with the Stock Exchanges under Regulation 33 of the SEBI (Listing and Other Disclosure Requirements) Regulations, 2015. The full format of the Quarterly / Half yearly Financial Results are available on the Company's website at www.voltamptransformers.com and on the website of the Stock Exchanges at www.bseindia.com and www.nseindia.com.

For and on behalf of Board of Directors
FOR VOLTAMP TRANSFORMERS LIMITED

KUNJAL. L. PATEL

VICE CHAIRMAN & MANAGING DIRECTOR

Place : Vadodara

Date : 10th November, 2022**MULTIBASE INDIA LIMITED**

Regd. Off & Factory Site: 74/5-6, Daman Industrial Estate, Kadaiya Village, Nani Daman - 396 210 (Union Territory) • Phone: (0260) 6614400 • Fax : (0260) 2211578; • Website: www.multibaseindia.com • E-mail: compliance.officer@multibaseindia.com • CIN: L01122DD1991PLC002959

STATEMENT OF UNAUDITED FINANCIAL RESULTS FOR THE QUARTER AND HALF YEAR ENDED SEPTEMBER 30, 2022

(₹ in lakhs)

Sr. No.	Particular	Quarter ended September 30, 2022 (Unaudited)	Quarter ended June 30, 2022 (Unaudited)	Quarter ended September 30, 2021 (Unaudited)	Half year ended September 30, 2022 (Unaudited)	Half year ended September 30, 2021 (Unaudited)	Year ended March 31, 2022 (Audited)
1	Total Income from Operations	1,898.26	1,819.97	1,494.11	3,718.23	2,986.38	6,248.39
2	Net Profit / (Loss) for the period (before Tax, Exceptional and/or Extraordinary items#)	216.64	182.97	178.21	399.61	370.53	862.78
3	Net Profit / (Loss) for the period before tax (after Exceptional and/or Extraordinary items#)	216.64	182.97	178.21	399.61	370.53	862.78
4	Net Profit / (Loss) for the period after tax (after Exceptional and/or Extraordinary items#)	158.00	137.09	132.44	295.09	276.35	633.93
5	Total Comprehensive Income (Comprising Profit/ (Loss) after tax and Other Comprehensive Income after tax)	157.51	136.60	132.77	294.12	277.02	631.98
6	Equity Share Capital (Face value of share : ₹10/-)	1,262.00	1,262.00	1,262.00	1,262.00	1,262.00	1,262.00
7	Other Equity	0.00	0.00	0.00	0.00	0.00	0.00
8	Earnings per equity share in ₹						
	(i) Basic:	1.25	1.09	1.05	2.34	2.19	5.02
	(ii) Diluted:	1.25	1.09	1.05	2.34	2.19	5.02

Notes:

- The above is an extract of the detailed format of Unaudited financial results filed with the Stock Exchanges under Regulation 33 of SEBI (Listing Obligations and Disclosure Requirements) Regulation, 2015. The full format of the financial results for the quarter and half year ended September 30, 2022 are available on the Stock Exchange Website (www.bseindia.com) and on Company's website (www.multibaseindia.com)

On behalf of Board

sd/-

Deepak Dhanak

(Managing Director)

DIN: 03157491

Place: Mumbai

Date: November 10, 2022

FINE ORGANIC INDUSTRIES LIMITEDReg Off: Fine House, Anandji street, off M G Road, Ghatkopar (East), Mumbai - 400 077, CIN: L24119MH2002PLC136003
Email: info@fineorganics.com; Web: www.fineorganics.com; Tel.: +91 (022) 21025000, Fax: +91 (022) 21028699**Extract of Standalone and Consolidated Results for the Quarter and Six months period ended 30th September, 2022**

(₹ in Lakhs)

Sr. No.	Particulars	Standalone		Consolidated		
		Quarter ended 30 th Sept. 2022 (Unaudited)	Six months ended 30 th Sept. 2022 (Unaudited)	Quarter ended 30 th Sept. 2021 (Unaudited)	Quarter ended 30 th Sept. 2022 (Unaudited)	Six months ended 30 th Sept. 2022 (Unaudited)
1	Total Income from Operations	82,809.41	1,58,067.57	42,955.14	91,916.90	1,66,690.55
2	Net Profit / (Loss) for the period (before Tax, Exceptional and/or Extraordinary items)	22,032.02	43,023.71	6,809.43	26,036.93	47,908.93
3	Net Profit / (Loss) for the period before Tax (after Exceptional and/or Extraordinary items)	22,032.02	43,023.71	6,809.43	26,036.93	47,908.93
4	Net Profit / (Loss) for the period after Tax (after Exceptional and/or Extraordinary items)	16,399.61	32,127.27	4,996.63	20,262.82	36,242.65
5	Total Comprehensive Income for the period [Comprising Profit / (Loss) for the period (after Tax) and Other Comprehensive Income (after Tax)]	16,442.24	32,173.37	5,004.09	20,305.45	36,288.75
6	Paid up Equity Share Capital (face value ₹ 5 each)	1,533.00	1,533.00	1,533.00	1,533.00	1,533.00
7	Earnings per equity share (face value of ₹ 5 each) for continuing and discontinued operations					
	1. Basic: ₹ (not annualised)	53.49	104.79	16.30	66.09	118.21
	2. Diluted: ₹ (not annualised)	53.49	104.79	16.30	66.09	118.21

Notes:

- The above results have been reviewed by Audit Committee and approved by the Board of Directors in its meeting held on 10th November 2022.
- The above is an extract of the detailed format of Statement of Standalone and consolidated unaudited Financial Results filed with the Stock Exchanges under Regulation 33 of the SEBI (Listing Obligations and disclosure Requirements) Regulations, 2015. The detailed Financial Results and this extract were reviewed by the Audit Committee and approved by the Board of Directors of the Company at the meeting held on 10th November 2022. The full format of the Statement of Standalone and consolidated unaudited Financial Results are available on the Company's website (www.fineorganics.com) and on the websites of National Stock exchange of India Limited (www.nseindia.com), BSE Limited (www.bseindia.com).

For and on behalf of the Board of Directors

(Mukesh Shah)

Chairman and Managing Director

DIN : 00106799

Place : Mumbai

Date : 10th November, 2022

FINE ORGANICS

Adfactors 382

**CYBER MEDIA (INDIA) LIMITED**

CIN : L92114DL1982PLC014334

Registered Office: D-74, Panchsheel Enclave, New Delhi - 110 017, Tel. 011-26491320
Corporate Office: Cyber House, B-35, Sector-32, Gurugram, Haryana - 122 001, Tel. 0124-4822222
Website: www.cybermedia.co.in; Email: investorcare@cybermedia.co.in**Unaudited Consolidated Financial Results for the Quarter & Half Year Ended 30th September 2022**

(Rupees in Lakhs)

Sl. No.	Particulars	Quarter Ended			Half Year Ended		Year Ended
		Sep-22 (Unaudited)	Jun-22 (Unaudited)	Sep-21 (Unaudited)	Sep-22 (Unaudited)	Sep-21 (Unaudited)	Mar-22 (Audited)
1	Total income from operations (net)	1,885.95	1,703.99	1,390.51	3,589.94	2,700.84	7,156.88
2	Net profit/(loss) for the period before tax and exceptional items	90.10	77.59	28.90	167.69	43.85	223.23
3	Net profit/(loss) for the period before tax and after exceptional items	90.10	77.59	28.90	167.69	43.85	223.23
4	Net profit/(loss) for the period after tax	62.53	54.34	28.90	116.87	43.85	151.91
5	Total comprehensive income for the period	57.53	53.34	28.90	110.87	43.85	131.19
6	Paid-up equity share capital	1,566.72	1,566.72	1,566.72	1,566.72	1,566.72	1,566.72
7	Other Equity	-	-	-	-	-	2,611.44
8	Earnings per share (Face value per share Rs.10/-each)						
	a) Basic (Rs. per share)	0.37	0.34	0.18	0.85	0.28	0.84
	b) Diluted (Rs. per share)	0.37	0.34	0.18	0.85	0.28	0.84

Notes:

- The above consolidated financial results were reviewed by the Audit Committee at the meeting held on November 3, 2022 and approved and taken on record by the Board of Directors at the meeting held on November 10, 2022
- Standalone Information:

Particulars	Quarter Ended			Half Year Ended		Year Ended
	Sep-22 (Unaudited)	Jun-22 (Unaudited)	Sep-21 (Unaudited)	Sep-22 (Unaudited)	Sep-21 (Unaudited)	Mar-22 (Audited)
Total Revenue	543.79	343.43	368.79	887.22	701.04	1,459.03
Profit before tax	22.08	28.39	1.71	50.48	(11.13)	6.08
Profit after tax	22.08	28.39	1.71	50.48	(11.13)	6.08
Other comprehensive income (OCI)	-	-	-	-	-	(14.13)</



KENNAMETAL INDIA LIMITED

CIN : L27109KA1964PLC001546

Registered Office: 8/9th Mile, Tumkur Road, Bengaluru-560 073 Ph: +91 80 43281 444/215, Fax: +91 80 43281137
Email: in.investorrelation@kennametal.com, Website: www.kennametal.com/kennametalindia

EXTRACT OF THE STANDALONE & CONSOLIDATED UNAUDITED FINANCIAL RESULTS FOR THE QUARTER ENDED 30TH SEPTEMBER 2022

(All amounts in ₹ millions, except per share data unless otherwise stated)

Sl. No.	Particulars	Standalone				Consolidated			
		Quarter Ended		Year Ended		Quarter Ended		Year Ended	
		30.09.2022	30.06.2022	30.09.2021	30.06.2022	30.09.2022	30.06.2022	30.09.2021	30.06.2022
		(Un-audited)	(Audited)	(Un-audited)	(Audited)	(Un-audited)	(Audited)	(Un-audited)	(Audited)
1	Total income from operations	2,684	2,704	2,392	9,997	2,685	2,705	2,393	10,001
2	Net profit for the period (before tax, exceptional and/or extraordinary items)	390	383	378	1,530	391	382	378	1,526
3	Net profit for the period before tax (after exceptional and/or extraordinary items)	390	383	378	1,530	391	382	378	1,526
4	Net profit for the period after tax (after exceptional and/or extraordinary items)	314	283	283	1,145	315	281	283	1,141
5	Total comprehensive income for the period (comprising profit/loss) for the period (after tax) and other comprehensive income (after tax)	314	274	283	1,133	315	272	283	1,130
6	Paid-up equity share capital	220	220	220	220	220	220	220	220
7	Reserves	-	-	-	6,124	-	-	-	6,243
8	Earnings Per Share (EPS)	14.31	12.85	12.89	52.11	14.33	12.81	12.88	51.94
	Basic and Diluted (₹) (Face Value of ₹ 10/- each)	14.31	12.85	12.89	52.11	14.33	12.81	12.88	51.94

Notes:

- In terms of Regulation 33 of SEBI (Listing Obligations and Disclosure Requirements) Regulations 2015, the aforesaid extract of unaudited financial results ("financial results") for the quarter ended September 30, 2022 of the Company have been reviewed by the Audit Committee and approved by the Board of Directors at their meeting held on November 10, 2022. The aforesaid financial results for the quarter ended September 30, 2022 have been reviewed by the statutory auditors of the Company.
- The above is an extract of the detailed format of Financial Results filed with the Stock Exchange under Regulation 33 of the SEBI (Listing Obligations and Disclosure Requirements) Regulations, 2015. The full format of the Financial Results are available on the Stock Exchange website (www.bseindia.com) and on the Company's website (www.kennametal.com/kennametalindia).

For and on behalf of the Board of Directors
Kennametal India Limited

Sd/-
Vijaykrishnan Venkatesan
Managing Director
DIN: 07901688

Place: Bengaluru

Date: 10th November 2022

Xchanging Solutions Limited

Registered Office : Kalyani Tech Park - Survey No 1, 6 & 24
Kundanahalli Village, K R Puram Hobli, Bengaluru - 560 066, Karnataka, India
CIN: L72200KA2002PLC030072
Tel.: +91 80 4364 0000
Email: compliance@xchanging.com Website: www.dxc.com



Extract of unaudited consolidated financial results for the quarter and six months ended 30/09/2022

(Rs. in lakhs except for per share data)

Particulars	Quarter ended 30/09/2022	Quarter ended 30/06/2022	Corresponding quarter ended 30/09/2021	For the six Months ended 30/09/2022	For the six Months ended 30/09/2021	Year ended 31/03/2022
	(Unaudited)	(Unaudited)	(Unaudited)	(Unaudited)	(Unaudited)	(Audited)
Total income from operations	4,653	4,581	4,391	9,234	9,075	18,284
Net Profit for the period before tax	1,659	1,653	1,462	3,312	2,918	6,087
Net Profit for the period after tax	1,200	1,496	1,881	2,696	2,943	5,257
Total Comprehensive Income (After tax) for the period	1,610	2,183	1,749	3,793	3,116	5,776
Paid up equity share capital (Face value per share Rs 10/-, fully paid)	11,140	11,140	11,140	11,140	11,140	11,140
Other Equity (excluding Revaluation Reserve)	-	-	-	53,998	47,545	50,205
Earnings per Equity Share (Face value of Rs.10 each) (not annualised for the quarters)						
Basic- In Rs.	1.08	1.34	1.69	2.42	2.64	4.72
Diluted- In Rs.	1.08	1.34	1.69	2.42	2.64	4.72

Key numbers of Standalone Financial Results

(Rs. in lakhs)

Particulars	Quarter ended 30/09/2022	Quarter ended 30/06/2022	Corresponding quarter ended 30/09/2021	For the six Months ended 30/09/2022	For the six Months ended 30/09/2021	Year ended 31/03/2022
	(Unaudited)	(Unaudited)	(Unaudited)	(Unaudited)	(Unaudited)	(Audited)
Total income from operations	1,255	1,192	1,300	2,447	2,481	5,218
Net Profit for the period before tax	573	506	609	1,079	1,050	2,281
Net Profit for the period after tax	371	629	1,129	1,000	1,407	2,219
Total Comprehensive Income (After tax) for the period	371	639	1,128	1,010	1,391	2,199

Notes:


- The above is an extract of the detailed format of Quarterly Financial Results filed with the Stock Exchanges under Regulation 33 of the SEBI (Listing Obligations and Disclosure Requirements) Regulations, 2015. The full format of the Quarterly Financial Results are available on the Stock Exchange websites, www.nseindia.com and www.bseindia.com and on the Company's website www.dxc.com/in/en/about-us/xchanging-solutions-limited-investor-relations.

By Order of the Board of Directors

Nachiket Vibhakar Sukhtankar
Managing Director and Chief Executive Officer
DIN: 08778377

Place: Mumbai

Date : November 10, 2022



VOLTAMP TRANSFORMERS LIMITED

CIN : L31100GJ1967PLC001437

Registered Office : Makarpura, Vadodra - 390014, Gujarat, India.

Email : voltamp@voltamtransformers.com Website: www.voltamtransformers.com

Phone : +91 265 2642011/12, 3041403/480

EXTRACT OF STATEMENT OF UNAUDITED FINANCIAL RESULTS FOR THE QUARTER & HALF YEAR ENDED 30th SEPTEMBER, 2022

(Rs.in Lakhs)

Sr. No.	Particulars	Quarter Ended 30/09/2022 (Unaudited)	Half Year Ended 30/09/2022 (Unaudited)	Quarter Ended 30/09/2021 (Unaudited)	Year Ended 31/03/2022 (Audited)
1	Total income from operations (net)	31763.14	58777.63	26319.98	112720.90
2	Net Profit / (Loss) for the period (before Tax, Exceptional and/or Extraordinary items)	5967.82	9310.73	4334.98	17320.72
3	Net Profit / (Loss) for the period before Tax (after Exceptional and/or Extraordinary items)	5967.82	9310.73	4334.98	17320.72
4	Net Profit / (Loss) for the period after tax (after Exceptional and/or Extraordinary items)	4593.51	7261.78	3507.77	13283.79
5	Total Comprehensive Income for the period (Comprising Profit for the period (after tax) and other Comprehensive Income (after tax))	4606.14	7284.94	3482.14	13328.38
6	Paid up Equity Share Capital (face value of Rs. 10 each)	1011.71	1011.71	1011.71	1011.71
7	Reserves (excluding Revaluation Reserve)				93202.88
8	Earnings Per Share (not annualised)				
	Basic:	45.40	71.78	34.67	131.30
	Diluted:	45.40	71.78	34.67	131.30

Notes:

- The above unaudited results for quarter and half year ended 30th September 2022 have been reviewed by the Audit Committee and approved by the Board of Directors at their respective meeting held on Thursday, 10th November, 2022.
- The above is an extract of the detailed format of quarter and half year ended 30th September 2022 Financial Results filed with the Stock Exchanges under Regulation 33 of the SEBI (Listing and Other Disclosure Requirements) Regulations, 2015. The full format of the Quarterly / Half yearly Financial Results are available on the Company's website at www.voltamtransformers.com and on the website of the Stock Exchanges at www.bseindia.com and www.nseindia.com.

For and on behalf of Board of Directors
FOR VOLTAMP TRANSFORMERS LIMITED

KUNJAL. L. PATEL

VICE CHAIRMAN & MANAGING DIRECTOR

Place : Vadodra

Date : 10th November, 2022



MULTIBASE INDIA LIMITED

Regd. Off & Factory Site: 74/5-6, Daman Industrial Estate, Kadaiya Village, Nani Daman - 396 210
(Union Territory) • Phone: (0260) 6614400 • Fax : (0260) 2221578; • Website: www.multibaseindia.com
• E-mail: compliance.officer@multibaseindia.com • CIN: L01122DD1991PLC002959

STATEMENT OF UNAUDITED FINANCIAL RESULTS FOR THE QUARTER AND HALF YEAR ENDED SEPTEMBER 30, 2022

(₹ in lakhs)

Sr. No.	Particular	Quarter ended September 30, 2022 (Unaudited)	Quarter ended June 30, 2022 (Unaudited)	Quarter ended September 30, 2021 (Unaudited)	Half year ended September 30, 2022 (Unaudited)	Half year ended September 30, 2021 (Unaudited)	Year ended March 31, 2022 (Audited)
1	Total Income from Operations	1,898.26	1,819.97	1,494.11	3,718.23	2,986.38	6,248.39
2	Net Profit / (Loss) for the period (before Tax, Exceptional and/or Extraordinary items#)	216.64	182.97	178.21	399.61	370.53	862.78
3	Net Profit / (Loss) for the period before tax (after Exceptional and/or Extraordinary items#)	216.64	182.97	178.21	399.61	370.53	862.78
4	Net Profit / (Loss) for the period after tax (after Exceptional and/or Extraordinary items#)	158.00	137.09	132.44	295.09	276.35	633.93
5	Total Comprehensive Income (Comprising Profit/ (Loss) after tax and Other Comprehensive Income after tax)	157.51	136.60	132.77	294.12	277.02	631.98
6	Equity Share Capital (Face value of share : ₹10/-)	1,262.00	1,262.00	1,262.00	1,262.00	1,262.00	1,262.00
7	Other Equity	0.00	0.00	0.00	0.00	0.00	0.00
8	Earnings per equity share in ₹						
	(i) Basic:	1.25	1.09	1.05	2.34	2.19	5.02
	(ii) Diluted:	1.25	1.09	1.05	2.34	2.19	5.02

Notes:

- The above is an extract of the detailed format of Unaudited financial results filed with the Stock Exchanges under Regulation 33 of SEBI (Listing Obligations and Disclosure Requirements) Regulation, 2015. The full format of the financial results for the quarter and half year ended September 30, 2022 are available on the Stock Exchange Website (www.bseindia.com) and on Company's website (www.multibaseindia.com)

On behalf of Board
sd/-
Deepak Dhanak
(Managing Director)
DIN: 03157491

Place: Mumbai

Date: November 10, 2022

FINE ORGANIC INDUSTRIES LIMITED

Reg Off: Fine House, Anandji street, off M G Road, Ghatkopar (East), Mumbai - 400 077. CIN: L24119MH2002PLC136003
Email: info@fineorganics.com; Web: www.fineorganics.com; Tel.: +91 (022) 21025000; Fax: +91 (022) 21028899

Extract of Standalone and Consolidated Results for the Quarter and Six months period ended 30th September, 2022

(₹ in Lakhs)

Sr. No.	Particulars	Standalone		Consolidated		
		Quarter ended 30 th Sept. 2022 (Unaudited)	Six months ended 30 th Sept. 2022 (Unaudited)	Quarter ended 30 th Sept. 2021 (Unaudited)	Quarter ended 30 th Sept. 2022 (Unaudited)	Six months ended 30 th Sept. 2021 (Unaudited)
1	Total Income from Operations	82,809.41	1,58,067.57	42,955.14	91,916.90	1,66,690.55
2	Net Profit / (Loss) for the period (before Tax, Exceptional and/or Extraordinary items)	22,032.02	43,023.71	6,809.43	26,036.93	47,908.93
3	Net Profit / (Loss) for the period before Tax (after Exceptional and/or Extraordinary items)	22,032.02	43,023.71	6,809.43	26,036.93	47,908.93
4	Net Profit / (Loss) for the period after Tax (after Exceptional and/or Extraordinary items)	16,399.61	32,127.27	4,996.63	20,262.82	36,242.65
5	Total Comprehensive Income for the period (Comprising Profit / (Loss) for the period (after Tax) and Other Comprehensive Income (after Tax))	16,442.24	32,173.37	5,004.09	20,305.45	36,288.75
6	Paid up Equity Share Capital (face value ₹ 5 each)	1,533.00	1,533.00	1,533.00	1,533.00	1,533.00
7	Earnings per equity share (face value of ₹ 5 each) for continuing and discontinued operations					
	1. Basic: ₹ (not annualised)	53.49	104.79	16.30	66.09	118.21
	2. Diluted: ₹ (not annualised)	53.49	104.79	16.30	66.09	118.21

Notes:

- The above results have been reviewed by Audit Committee and approved by the Board of Directors in its meeting held on 10th November 2022.
- The above is an extract of the detailed format of Statement of Standalone and consolidated unaudited Financial Results filed with the Stock Exchanges under Regulation 33 of the SEBI (Listing Obligations and disclosure Requirements) Regulations, 2015. The detailed Financial Results and this extract were reviewed by the Audit Committee and approved by the Board of Directors of the Company at the meeting held on 10th November 2022. The full format of the Statement of Standalone and consolidated unaudited Financial Results are available on the Company's website (www.fineorganics.com) and on the websites of National Stock exchange of India Limited (www.nseindia.com), BSE Limited (www.bseindia.com).

For and on behalf of the Board of Directors

Place : Mumbai

Date : 10th November, 2022



FINE ORGANICS

Adfactors 382



CYBER MEDIA (INDIA) LIMITED

CIN : L92114DL1982PLC014334

Registered Office: D-74, Panchsheel Enclave, New Delhi - 110 017, Tel. 011-26491320
Corporate Office: Cyber House, B-35, Sector-32, Gurugram, Haryana - 122 001, Tel. 0124-4822222
Website: www.cybermedia.co.in; Email: investorcare@cybermedia.co.in

Unaudited Consolidated Financial Results for the Quarter & Half Year Ended 30th September 2022

(Rupees in Lakhs)

Sl. No.	Particulars	Quarter Ended			Half Year Ended		Year Ended
		Sep-22 (Unaudited)	Jun-22 (Unaudited)	Sep-21 (Unaudited)	Sep-22 (Unaudited)	Sep-21 (Unaudited)	Mar-22 (Audited)
1	Total income from operations (net)	1,885.95	1,703.99	1,390.51	3,589.94	2,700.84	7,156.88
2	Net profit/(loss) for the period before tax and exceptional items	90.10	77.59	28.90	167.69	43.85	223.23
3	Net profit/(loss) for the period before tax and after exceptional items	90.10	77.59	28.90	167.69	43.85	223.23
4	Net profit/(loss) for the period after tax	62.53	54.34	28.90	116.87	43.85	151.91
5	Total comprehensive income for the period	57.53	53.34	28.90	110.87	43.85	131.19
6	Paid-up equity share capital	1,566.72	1,566.72	1,566.72	1,566.72	1,566.72	1,566.72
7	Other Equity	-	-	-	-	-	2,611.44
8	Earnings per share (Face value per share Rs.10/-each)						
	a) Basic (Rs. per share)	0.37	0.34	0.18	0.85	0.28	0.84
	b) Diluted (Rs. per share)	0.37	0.34	0.18	0.85	0.28	0.84

Notes:

- The above consolidated financial results were reviewed by the Audit Committee at the meeting held on November 3, 2022 and approved and taken on record by the Board of Directors at the meeting held on November 10, 2022.
- Standalone Information:

Particulars	Quarter Ended			Half Year Ended		Year Ended
	Sep-22 (Unaudited)	Jun-22 (Unaudited)	Sep-21 (Unaudited)	Sep-22 (Unaudited)	Sep-21 (Unaudited)	Mar-22 (Audited)
Total Revenue	543.79	343.43	368.79	887.22	701.04	1,459.03
Profit before tax	22.08	28.39	1.71	50.48	(11.13)	6.08
Profit after tax	22.08	28.39	1.71	50.48	(11.13)	6.08
Other comprehensive income (OCI)	-	-	-	-	-	(14.13)
Total comprehensive income (Net of tax)	22.08	28.39	1.71	50.48	(11.13)	(8.05)